



2010 MAZDASPEED3

ENGINE & MECHANICAL

ENGINE

Engine type	2.3L DOHC DISI turbo 4-cylinder with VVT
Engine code	MZR-L3T
Horsepower	263 hp @ 5500 rpm
Torque	280 lb-ft @ 3000 rpm
Redline	6700 rpm
Displacement (cc)	2260
Bore x stroke (mm)	87.5 x 94.0
Compression ratio	9.5:1
Turbocharger	Warner-Hitachi K04 with air-to-air intercooler
Maximum turbo boost pressure	15.5 PSI
Engine management	Direct-Injection Spark Ignition (DISI) with Mazda Advanced Torque Management System
Fuel system	1600 PSI direct, in-cylinder injection
Required fuel	Premium unleaded (91 octane)
Ignition system	Direct coil-on-plug electronic ignition with platinum-tipped spark plugs
Valvetrain	Chain-driven dual overhead cams, 4 valves per cylinder with variable intake valve timing (VVT)
Engine block	Aluminum-alloy with iron cylinder liners and piston-cooling oil jets
Cylinder head	Aluminum-alloy with high-velocity cross-flow ports
Crankshaft	Forged steel
Connecting rods	Forged steel with full-floating wrist pins
Exhaust	Sport-tuned stainless steel exhaust system with chrome tips
Emission control type (Fed/Cal)	Tier2-BIN5/ULEV II

FUEL ECONOMY

EPA Rating (city/highway) +	18/25
-----------------------------	-------

DRIVETRAIN

Type	Front-wheel drive (FWD)
Manual transmission	6-speed close-ratio



2010 MAZDASPEED3

DRIVETRAIN (Cont.)

Gear ratios (:1)	
1st	3.21
2nd	1.91
3rd	1.37
4th	1.03
5th	0.95
6th	0.79
Reverse	3.46
Final drive	1st ~ 4th: 4.19 / 5th & 6th: 3.53
Limited-slip type	Torque-sensing conical limited-slip differential
Top speed (mph) with speed limiter	155

CHASSIS

Brakes	4-wheel disc brakes
- Front	12.6-inch vented disc
- Rear	11.0-inch solid disc with aluminum calipers
- ABS	4-wheel, 4-channel with Electronic Brakeforce Distribution (EBD) and Brake Assist
Steering type	Rack-and-pinion
Power assist	Electro-Hydraulic Power Assist Steering (EHPAS)
Overall steering ratio	16.2:1
Steering wheel turns-to-lock	2.7
Turning circle diameter, curb-to-curb (ft)	36.1
Suspension	4-wheel independent
- Front	MAZDASPEED-tuned MacPherson strut
- Rear	MAZDASPEED-tuned E-type multilink
Stabilizer bar (front)	26mm solid
Stabilizer bar (rear)	25mm solid
Wheel size (in)	18 x 7.5
Tire size	P225/40R18 Y-speed rated
Tire manufacturer	Dunlop SP Sport 2050 high-performance summer tires













2010 MAZDASPEED3

WEIGHTS & CAPACITIES




Curb weight (lbs)	3221
Weight distribution	62/38
Fuel capacity (gallons)	15.9
Oil capacity (quarts)	6.0
Coefficient of drag (Cd)	0.32

EXTERIOR FEATURES

BODY

Halogen headlights	
Halogen fog lights	
Variable-intermittent windshield wipers	
Rear fixed-intermittent wiper	
Dual power outside mirrors with side marker turn-signal lights	
Body-color door handles	
Side sill extensions	
Roof-mounted antenna	
<i>MAZDASPEED</i> rear spoiler	
Sport-tuned exhaust with chrome tips	

WHEELS & TIRES

18-inch aluminum-alloy wheels	
225/40R18 93Y high-performance Y-speed rated summer tires	
Temporary spare tire	

EXTERIOR DIMENSIONS

Wheelbase (in)	103.9
Track, front (in)	60.4
Track, rear (in)	60.0
Length (in)	177.6
Width (in)	69.7
Height (in) - (unladen)	57.5
Minimum ground clearance (in) - (laden)	4.7



Standard



Optional



2010 MAZDASPEED3

INTERIOR FEATURES

COMFORT & CONVENIENCE

- Dual-zone automatic climate control with pollen filter
- Power windows with driver's one-touch down/up feature
- Power door locks with 2-stage unlocking and auto-locking feature
- Remote keyless entry system
- Mazda Advanced Keyless Entry & Start System with push-button start
- Cruise control with steering-wheel-mounted controls
- Bluetooth® hands-free phone and audio capability†
- Manual day/night rearview mirror
- Illuminated visor vanity mirrors
- Welcome lighting system with blue ambient lighting and interactive display
- Dual front map lights and cargo area light
- Illuminated ignition switch
- 12-volt power outlet (2)
- Remote fuel-door release
- Rear window defogger



STORAGE

- Driver's-side in-dash storage bin
- Illuminated glove box
- Sliding center console armrest with covered storage compartment
- Dual front cup holders with cover
- Front door storage pockets with bottle holders
- Overhead sunglasses holder
- Rear center armrest with cup holders
- Rear door bottle holders
- Front passenger-side seatback map pocket



SEATING & TRIM

- 5-passenger seating
- Manually adjustable front seats
- 60/40 split fold-down rear seatback
- Front & rear adjustable headrests
- Leather- and cloth-trimmed red and black MAZDASPEED sport seats



Standard










Optional











2010 MAZDASPEED3








SEATING & TRIM (Cont.)

MAZDASPEED red and black door and instrument panel trim	
Leather-wrapped steering wheel with red stitching	
Leather-wrapped shift knob – black with silver ring	
Aluminum-alloy pedals and driver’s footrest	
MAZDASPEED door sill plates	
MAZDASPEED carpet floor mats	
Removable cargo cover	

AUDIO / NAVIGATION

AM/FM/CD/MP3-compatible stereo with 6 speakers	
Bose® Centerpoint® Surround Sound System with AudioPilot®, AM/FM stereo, in-dash 6-disc CD/MP3-compatible changer and 10 speakers	
SIRIUS Satellite Radio-compatible audio system**	
Auxiliary-audio input jack	
Steering-wheel-mounted audio controls	
Bluetooth® hands-free phone and audio capability‡	
SIRIUS Satellite Radio with free 6-month subscription	
Compact navigation system	

INSTRUMENTATION

Electroluminescent gauges with MAZDASPEED-unique illumination	
Analog speedometer, tachometer and fuel gauge	
Digital turbo boost gauge	
Dual trip odometers	
Center instrument panel display (audio & clock)	
Trip computer - includes current and average fuel economy, distance-to-empty and average vehicle speed	
Multi-Information Display (MID) - includes trip computer, maintenance reminder, ambient temperature and audio system information	

INTERIOR DIMENSIONS & CAPACITIES

Headroom, front/rear (in)	38.9/38.0
Shoulder room, front/rear (in)	54.9/54.0
Hip room, front/rear (in)	53.7/52.2
Legroom, front/rear (in)	42.0/36.2
EPA passenger volume (cu ft)	94.6
EPA cargo volume, seat up/down (cu ft)	17.0/42.8



Standard





















Optional











2010 MAZDASPEED3

SAFETY AND SECURITY

Advanced front air bags with seat belt-use, passenger-weight and driver's seat-position sensors††	
Front side-impact air bags and side-impact air curtains††	
3-point seat belts for all 5 seating positions	
Front seat-belt pretensioners with force limiters	
Active front headrests	
Anti-lock Brake System (ABS) with Electronic Brakeforce Distribution (EBD) & Brake Assist	
Dynamic Stability Control (DSC)‡‡ and Traction Control System (TCS)	
Triple-H construction	
Child-safety rear door locks	
LATCH child-safety-seat anchors and upper tethers	
Side-impact door beams - front and rear	
Collapsible steering column and foldaway brake pedal assembly	
Height-adjustable front shoulder-belt anchors	
Keyless remote panic button (on key fob)	
Automatic door locks	
Engine-immobilizer antitheft system	
Antitheft alarm system	
Tire-Pressure Monitoring System (TPMS)	

PACKAGES & OPTIONS

1MT	MAZDASPEED Tech Package - Bose® Centerpoint® Surround Sound System with AudioPilot®, AM/FM stereo, in-dash 6-disc CD/MP3-compatible changer, 10 speakers, SIRIUS Satellite Radio with free 6-month subscription, compact navigation system with full-color display, Mazda Advanced Keyless Entry & Start System with push-button start and antitheft alarm system	
FLA	All-weather floor mats	
CGN	Cargo net	
FLD	Chrome fuel-filler door	
MRC	Compass auto-dimming rearview mirror	
MRH	Compass auto-dimming rearview mirror with HomeLink®	
SAT	SIRIUS Satellite Radio with free 6-month subscription	
WLK	Wheel locks (set of 4)	



Standard



Optional



2010 MAZDASPEED3

DISCLAIMERS

* MSRP includes destination charges but excludes tax, title and license fees. Destination charges may vary in Alaska and Hawaii. Vehicles displayed may contain optional equipment at additional costs. Actual dealer price may vary.

† EPA-estimated mileage. Actual results may vary.

‡ The Bluetooth® system functions only with select manufactured devices. Please consult www.MazdaUSA.com/bluetooth for device compatibility.

** SIRIUS Satellite Radio-compatible audio system requires additional dealer-installed hardware and subscription.

†† Always wear your seat belt and secure children in the rear seats in appropriate child restraints.

‡‡ Dynamic Stability Control (DSC) is an electronic system to help the driver maintain control under adverse conditions. It is not a substitute for safe driving practices. Factors including speed, road conditions and driver steering input can all affect whether DSC will be effective in preventing loss of control. Please see the Owner's Manual for further details.