



INFINITI.

Certified Pre-Owned Future Vehicles Ownership Financing About Infiniti GO

VIEW ALL VEHICLES G SEDAN G COUPE G CONVERTIBLE M EX FX QX

2010
G37[®] Coupe
Starting at \$36,050*

- Models & Pricing
- Key Features
- Photos & 360^o
- Colors
- Specs & Options**
- Awards & Reviews
- Current Offers

Shopping Tools

- › Build Your G Coupe
- › Request a Brochure
- › Request a Quote
- › Schedule a Test Drive
- › Compare Competitors
- › Estimate Payments
- › Get Pre-Approved

Locate a Retailer

*Pricing Details

Specifications & Options

[Build Your G Coupe](#)

[Print](#)

		• Standard o Available - N/A	G37 Coupe \$36,050*	G37 Coupe Journey \$37,500*	G37x Coupe AWD \$39,150*	G37 Coupe Sport 6MT \$40,400*
Power						
Engine	3.7-liter (3,696cc) V6, aluminum-alloy block and heads. Low-friction coated pistons		•	•	•	•
Valvetrain	Double overhead cam (DOHC), 4 valves per cylinder with microfinished camshafts. Continuously Variable Valve Timing Control System (CVTCS) optimizes opening of intake and exhaust valves. Variable Valve Event and Lift (VVEL) for intake valves improves performance, emissions and fuel efficiency		•	•	•	•
Fuel Economy	EPA Estimated Fuel Economy (mpg)[*] (city/highway)		19/27	19/27	18/25	17/25
Horsepower	330 hp @ 7,000 rpm		•	•	•	•
Torque	270 lb-ft @ 5,200 rpm		•	•	•	•
Transmission	Electronically controlled 7-speed automatic with Adaptive Shift Control (ASC). Manual shift mode offers sequentially selectable manual gearshifts and Downshift Rev Matching (DRM)		•	•	•	-
	Solid-magnesium paddle shifters		-	o	-	-
	Close-ratio 6-speed manual with short-throw shifter		-	-	-	•
Drive Wheels	Rear-wheel drive		•	•	-	•
	Intelligent All-Wheel Drive		-	-	•	-
Sport Package/model	Viscous Limited-Slip Differential (VLSD)		-	o	-	•

[Back to Top](#)

		• Standard o Available - N/A	G37 Coupe \$36,050*	G37 Coupe Journey \$37,500*	G37x Coupe AWD \$39,150*	G37 Coupe Sport 6MT \$40,400*
Handling						
Steering						
Type	Speed-sensitive variable-assist power rack-and-pinion		•	•	•	•
Turning Diameter	36.1 feet, curb-to-curb		•	•	-	•
	36.7 feet, curb-to-curb		-	-	•	-
Suspension						
Front	Independent double wishbone with coil springs over Dual Flow Path [®] shock absorbers, stabilizer bar		•	•	•	•
Rear	Independent, multi-link with coil springs and Dual Flow Path [®] shock absorbers, stabilizer bar		•	•	•	•

[SITE FEEDBACK](#)



	13.0 x 1.3-inch ventilated discs/13.0 x 0.6-inch ventilated discs; 4-wheel, 4-channel ABS	•	•	•	-
Standard	Aluminum 4-piston opposed front calipers with 14.0 x 1.3-inch ventilated discs/2-piston opposed rear calipers with 13.8 x 0.8-inch ventilated discs; 4-wheel, 4-channel ABS	-	o	-	•
	Double 5-spoke, 18 x 8.0-inch aluminum-alloy with 225/50R18 V-rated all-season performance tires (front and rear)	•	•	•	-
Spare Tire	Temporary use, 145/80D17 (with 18-inch wheels)	•	•	•	-
	Temporary use, 145/70R18 (with 19-inch wheels)	-	o	-	•

[Back to Top](#)

	• Standard o Available - N/A	G37 Coupe \$36,050*	G37 Coupe Journey \$37,500*	G37x Coupe AWD \$39,150*	G37 Coupe Sport 6MT \$40,400*
Exterior Features					
Comprehensive airflow management, with underbody sculpting, for low 0.30 coefficient of drag (Cd) and zero-lift front aerodynamics (zero-lift front and rear aerodynamics with accessory rear spoiler)	•	•	•	•	•
Sport front fascia and side sills	-	o	-	•	•
Aluminum hood with gas struts to hold hood open	•	•	•	•	•
High Intensity Discharge (HID) bi-functional xenon headlights	•	•	•	•	•
Auto on/off headlights	-	•	•	•	•
Integrated front fog lights	•	•	•	•	•
LED taillights and center high-mounted stoplight (CHMSL)	•	•	•	•	•
UV-reducing tinted glass reduces transmission of radiant heat to vehicle's interior	•	•	•	•	•
Rear window defroster with indicator light and timer	•	•	•	•	•
Dual power outside mirrors	•	•	•	•	•
Heated outside mirrors	-	•	•	•	•
Speed-sensing flat-blade variable intermittent front windshield wipers	•	•	•	•	•
Rain-sensing, flat-blade variable intermittent front windshield wipers	-	o	o	o	o
Dual chrome exhaust finishers	•	•	•	•	•

[Back to Top](#)

	• Standard o Available - N/A	G37 Coupe \$36,050*	G37 Coupe Journey \$37,500*	G37x Coupe AWD \$39,150*	G37 Coupe Sport 6MT \$ SITE FEEDBACK
Interior Features					
		-	o	o	•





tilt feature and sliding sunshade				
Infiniti Intelligent Key with Push Button Ignition	•	•	•	•
Dual Zone Automatic Temperature Control system with microfiltration	–	•	•	•
Advanced Climate Control System with Plasmacluster™ air purifier	–	o	o	o
Power windows with illuminated switches and one-touch auto-up/down and safety auto-reverse feature	•	•	•	•
Remote power door locks with auto-locking feature	•	•	•	•
Retained accessory power for windows and moonroof (if equipped)	•	•	•	•
Illuminated entry system with delayed fade-out	•	•	•	•
Front sun visors with extensions and illuminated vanity mirrors	•	•	•	•
Overhead sunglasses storage	•	•	•	•
Dual overhead front map lights	•	•	•	•
Front seatback map pockets	•	•	•	•
Dual front and rear cup holders and front door bottle holders	•	•	•	•
Front armrest with storage compartment and 12-volt power outlet	•	•	•	•
Folding rear seatback	•	•	•	•
Front and rear carpeted floor mats	•	•	•	•
Cargo net tie-down anchors in trunk	•	•	•	•
Seating and Trim				
Leather-appointed seating	•	•	•	•
8-way power driver's seat with adjustable lumbar support	•	•	•	–
2-way power lumbar support for driver's seat	–	o	o	•
10-way power driver's sport seat with manual thigh extension, and driver's power torso and thigh support adjustment; 8-way power front-passenger's sport seat	–	–	–	•
8-way power front-passenger's seat	•	•	•	•
Dual occupant memory system for driver's seat, steering wheel, mirrors, audio, linked to individual Intelligent Keys	–	o	o	•
Heated front seats	–	•	•	•
Shodo-finish aluminum interior trim	•	•	•	•
Leather-wrapped 3-spoke steering wheel and shift knob with aluminum accent	•	•	•	•
Aluminum kick plates	•	•	•	•
Aluminum pedals and footrest	–	o	–	SITE FEEDBACK
Audio System				

6-speaker audio system with AM/FM/CD with MP3 playback capability and Radio Data System (RDS)	•	•	•	-
Infiniti Studio on Wheels® by Bose® Premium Audio System with 11 speakers, including 3-way component front door speakers with 10-inch subwoofers and parcel shelf-mounted subwoofers	-	0	0	•
Driver's Audio Stage	-	0	0	•
USB connection port for iPod® interface and other compatible devices	-	•	•	•
Streaming audio via Bluetooth® wireless technology[*]	-	0	0	0
2GB Music Box®	-	0	0	•
9.3GB Music Box® hard drive (replaces 2GB Music Box®)	-	0	0	0
DVD video playback on 7-inch display	-	0	0	0
XM® Satellite Radio[*]	•	•	•	•
Steering wheel-mounted audio controls	•	•	•	•
Dual in-glass diversity antennas	•	•	•	•
Instrumentations and Driver Controls				
Fine Vision electroluminescent gauges	•	•	•	•
Tilt and telescopic steering column synchronizes gauge cluster with column for improved vision	•	•	•	•
Bluetooth® Hands-free Phone System[*]	-	•	•	•
Multi-function trip computer with fuel range and outside temperature display	•	•	•	•
Infiniti Controller with 7-inch color LCD screen for audio, climate-control, fuel economy, maintenance and comfort and convenience features	•	•	•	•
Infiniti Hard Drive Navigation System with 7-inch color touch-screen, Lane Guidance and 3-D building graphics[*]	-	0	0	0
XM NavTraffic® with Real-Time Traffic Information[*]	-	0	0	0
XM NavWeather™ with Real-Time Weather and 3-day forecast [*]	-	0	0	0
Zagat® Restaurant Guide	-	0	0	0
RearView Monitor[*]	-	•	•	•
Rear Sonar System[*]	-	0	0	•
Infiniti Voice Recognition for audio, information and navigation systems	-	0	0	0
Auto-dimming inside mirror with HomeLink® Universal Transceiver	-	•	•	•
Integrated digital compass on inside mirror (not available with Navigation Package)	-	•	•	•
Intelligent Cruise Control[*] with Preview Braking[*]	-	0	0	0
Cruise control with steering wheel-mounted switches	•	•	•	•

[SITE FEEDBACK](#)

Infiniti analog clock	•	•	•	•
-----------------------	---	---	---	---

[Back to Top](#)

	• Standard o Available - N/A	G37 Coupe \$36,050*	G37 Coupe Journey \$37,500*	G37x Coupe AWD \$39,150*	G37 Coupe Sport 6MT \$40,400*
Safety Features					
Infiniti Advanced Air Bag System (AABS) includes dual-stage supplemental front air bags with seat belt sensors and an occupant-detection sensor which adjust their inflation rate depending on crash severity, seat occupancy and seat belt usage. If the front-passenger's seat is empty, a sensor will deactivate the air bag[*]		•	•	•	•
Driver and front-passenger side-impact supplemental air bags [*]		•	•	•	•
Roof-mounted curtain side-impact supplemental air bags for front and rear-seat occupant head protection[*]		•	•	•	•
Front-seat Active Head Restraints (AHR)		•	•	•	•
3-point front seat belts with pretensioners and load limiters, driver's seat Emergency Locking Retractor (ELR) and front passenger's seat ELR and Automatic Locking Retractor (ALR)		•	•	•	•
3-point rear seat belts with ELR and ALR		•	•	•	•
Zone Body construction with reinforced passenger compartment and front and rear crumple zones		•	•	•	•
<u>LATCH System (Lower Anchors and Tethers for Children)</u> helps simplify proper installation of compatible child restraint seats		•	•	•	•
Snug Kids. The first venture of its kind, Snug Kids is our online guide to selecting and correctly installing a child restraint seat for your Infiniti automobile. Our safety engineers evaluated numerous child restraint seats, installing them in every Infiniti car and SUV. Visit InfinitiUSA.com/snugkids to view or download the results and recommendations.		•	•	•	•
 Download the Snug Kids™ Safety Seat Fit Guide. (83 Kbs)					
 Download the Snug Kids™ Safety Seat Fit Guide in Spanish.					
<u>Electronic Brake force Distribution (EBD)</u>		•	•	•	•
<u>Brake Assist (BA)</u>		•	•	•	•
<u>4-wheel Anti-lock Braking System (ABS)</u>		•	•	•	•
<u>Vehicle Dynamic Control (VDC) [*]</u> 		•	•	•	•
<u>Traction Control System (TCS)</u> 		•	•	•	•
Tire Pressure Monitoring System (TPMS) measures individual tire pressure and illuminates a low tire pressure warning light when one or more of your tires are under-inflated[*]		•	•	•	•
Slide-away brake pedal assembly moves brake pedal away from the driver in certain frontal collisions		•	•	•	•
Emergency inside trunk release		•	•	•	•
Security					
Remote keyless entry system with selective unlocking of driver's door or all doors		•	•	•	•
Infiniti Vehicle Immobilizer System encoded transponder chip. The engine control computer will not allow the engine to start without the correct key and transponder		•	•	•	SITE FEEDBACK

Remote power-opening of windows; closing via exterior door lock	•	•	•	•
Battery saver helps prevent accidental discharging if electrical accessories are left on	•	•	•	•
Vehicle Security System sounds alarm if intrusion is detected	•	•	•	•
Infiniti Intelligent Key backup slot to start vehicle if keyfob battery is depleted	•	•	•	•

[Back to Top](#)

Dimensions	• Standard o Available - N/A	G37 Coupe \$36,050*	G37 Coupe Journey \$37,500*	G37x Coupe AWD \$39,150*	G37 Coupe Sport 6MT \$40,400*
Exterior					
Coefficient of drag (Cd)		0.30	0.30	0.30	0.30
Overall length (inches)		183.1	183.1	183.1	183.1
Overall width (inches)		71.8	71.8	71.8	71.8
Overall height (inches)		54.8	54.8 (with 18-inch wheels) 54.9 (with 19-inch wheels)	55.4	54.9
Wheelbase (inches)		112.2	112.2	112.2	112.2
Track width (inches) Front		60.8	60.8	60.8	60.8
Track width (inches) Rear		61.4	61.4	61.4	61.4
Interior					
Headroom with moonroof (inches) Front		-	37.7	37.7	37.7
Headroom with moonroof (inches) Rear		34.5	34.5	34.5	34.5
Legroom (inches) Front		43.8	43.8	43.8	43.8
Legroom (inches) Rear		29.8	29.8	29.8	29.8
Shoulder room (inches) Front		53.7	53.7	53.7	53.7
Shoulder room (inches) Rear		52.7	52.7	52.7	52.7
Hip room (inches) Front		53.4	53.4	53.4	53.4
Hip room (inches) Rear		48.2	48.2	48.2	48.2
Capacity and Weights					
Curb weight (lbs)		3,627	3,636	3,830	3,653
Weight distribution (percent) Front/Rear		54/46	54/46	56/44	54/46
Passenger volume - without moonroof (cubic feet)		85.0	85.0	85.0	-

[SITE FEEDBACK](#)

Passenger volume - with moonroof (cubic feet)	82.7	82.7	82.7	82.7
Cargo volume (cubic feet)	7.4	7.4	7.4	7.4
Emissions	Certified LEV2 (Low Emissions Vehicle Tier 2)	Certified LEV2 (Low Emissions Vehicle Tier 2)	Certified LEV2 (Low Emissions Vehicle Tier 2)	Certified LEV2 (Low Emissions Vehicle Tier 2)
Fuel capacity (gallons)	20.0	20.0	20.0	20.0
EPA Estimated Fuel Economy (mpg)[*] (city/highway)	19/27	19/27	18/25	17/25

[Back to Top](#)

<ul style="list-style-type: none"> Standard o Available - N/A 	G37 Coupe \$36,050*	G37 Coupe Journey \$37,500*	G37x Coupe AWD \$39,150*	G37 Coupe Sport 6MT \$40,400*
--	------------------------	-----------------------------------	--------------------------------	-------------------------------------