



INFINITI.

Certified Pre-Owned Future Vehicles Ownership Financing About Infiniti Search GO

VIEW ALL VEHICLES G SEDAN G COUPE G CONVERTIBLE M EX FX QX

2010 EX35® Starting at \$33,800*

- Models & Pricing
- Key Features
- Photos & 360°
- Colors
- Specs & Options**
- Awards & Reviews
- Current Offers

Shopping Tools

- › Build Your EX
- › Request a Brochure
- › Request a Quote
- › Schedule a Test Drive
- › Compare Competitors
- › Estimate Payments
- › Get Pre-Approved

Locate a Retailer

*Pricing Details

Specifications & Options

[Build Your EX](#)

[Print](#)

		EX35 \$33,800*	EX35 AWD \$35,200*	EX35 Journey \$36,000*	EX35 Journey AWD \$37,400*
Power		• Standard ○ Available - N/A			
Engine	3.5-liter (3,498cc) 24-valve V6, aluminum-alloy block and heads. Low-friction molybdenum-coated pistons	•	•	•	•
Valvetrain	Double overhead camshaft (DOHC), 4 valves per cylinder with microfinished camshafts. Continuously Variable Valve Timing Control System (CVTCS) optimizes opening of intake and exhaust valves	•	•	•	•
Intake System	High-flow tuned induction system	•	•	•	•
Fuel Economy	Estimated Fuel Economy (mpg)[*] (city/highway)	17/24	16/23	17/24	16/23
Horsepower	297 hp @ 6,800 rpm	•	•	•	•
Torque	253 lb-ft @ 4,800 rpm	•	•	•	•
Transmission	Electronically controlled 5-speed automatic with Drive Sport (DS) mode. Driver-adaptive learning algorithm senses driving style and adjusts automatic shifting accordingly. Manual shift mode offers sequentially selected manual gearshifts and Downshift Rev Matching	•	•	•	•
Drive Type	Rear-wheel drive	•	-	•	-
	Intelligent All-Wheel Drive (AWD)	-	•	-	•

[Back to Top](#)

		EX35 \$33,800*	EX35 AWD \$35,200*	EX35 Journey \$36,000*	EX35 Journey AWD \$37,400*
Handling		• Standard ○ Available - N/A			
Steering					
Type	Vehicle-speed-sensitive power steering	•	•	•	•
Turning Diameter	34.8 feet	•	-	•	-
	36.0 feet	-	•	-	•
Suspension					
Front	Independent, double-wishbone with coil springs over shock absorbers, stabilizer bar	•	•	•	•
Rear	Independent, multi-link with coil springs over shock absorbers, stabilizer bar	•	•	•	•
Brakes					
Front	12.6-inch ventilated discs; 4-wheel, 4-channel ABS	•	•	•	•
Rear	12.1-inch discs; 4-wheel, 4-channel ABS	•	•	•	•

[SITE FEEDBACK](#)



Wheel Package	8-spoke, 18 x 8.0-inch aluminum alloy wheels with 225/55R18 all-season tires	-	-	o	o
Spare Tire	Temporary use, T165/80R17	•	•	•	•

[Back to Top](#)

	• Standard o Available - N/A	EX35 \$33,800*	EX35 AWD \$35,200*	EX35 Journey \$36,000*	EX35 Journey AWD \$37,400*
Exterior					
Rear integrated spoiler	•	•	•	•	•
Aluminum hood with gas struts to hold hood open	•	•	•	•	•
Aluminum roof rails	-	-	o	o	o
Integrated front fog lights	•	•	•	•	•
LED taillights and center high-mounted stoplight (CHMSL) offer quicker illumination, lower power consumption and longer life than conventional bulbs	•	•	•	•	•
Auto on/off headlights	•	•	•	•	•
UV-reducing tinted glass reduces transmission of radiant heat to vehicle's interior	•	•	•	•	•
Power slide/tilt moonroof with one-touch operation	-	-	•	•	•
Dual power and heated outside mirrors	•	•	•	•	•
Puddle entry light under driver's door mirror	•	•	•	•	•
Speed-sensing flat-blade wipers increase intermittent wipes as vehicle speed increases	•	•	•	•	•
Aluminum door-sill plates	•	•	•	•	•
Rear doors open a full 80 degrees for easier rear-seat entry and exit	•	•	•	•	•
Rear window defroster with indicator light and timer	•	•	•	•	•
Dual chrome exhaust finishers	•	•	•	•	•

[Back to Top](#)

	• Standard o Available - N/A	EX35 \$33,800*	EX35 AWD \$35,200*	EX35 Journey \$36,000*	EX35 Journey AWD \$37,400*
Interior					
<u>Infiniti Intelligent Key with Push Button Ignition</u>	•	•	•	•	•
Automatic Temperature Control (ATC) system with microfiltration	•	•	-	-	-
Dual Zone Automatic Temperature Control (ATC) system with microfiltration	-	-	•	•	•
Rear-seat heater ducts under front seats	•	•	•	•	SITE FEEDBACK
Power windows with illuminated switches and front-window one-	•	•	•	•	•

Auto-dimming inside mirror with electronic compass	-	-	•	•
Remote power door locks, trunk release and window opening via Infiniti Intelligent Key	•	•	•	•
Retained accessory power for windows and moonroof after car is shut off (if equipped)	•	•	•	•
Illuminated entry system with delayed fade-out	•	•	•	•
Power tilt/telescopic steering column	-	-	•	•
Front sun visors with extensions and illuminated vanity mirrors	•	•	•	•
Coat hanger on driver's headrest	-	-	o	o
Overhead sunglasses storage	•	•	•	•
Dual overhead front map lights, rear-seat reading lights	•	•	•	•
Front seatback map pockets	•	•	•	•
Dual front and rear cup holders	•	•	•	•
Front armrest with storage compartment, 12-volt power outlet and audio auxiliary input jack	•	•	•	•
Front and rear carpeted floor mats	•	•	•	•
Cargo net tie-down anchors in trunk	•	•	•	•
Seating and Trim				
Leather-appointed seating	•	•	•	•
8-way power driver's seat with adjustable lumbar support and 4-way power passenger's seat	•	•	•	•
2-position driver's memory seat	-	-	o	o
Power up-folding 2nd-row seats	-	-	o	o
Heated front seats	-	•	•	•
Black lacquer and aluminum interior trim	•	•	-	-
Maple interior accents	-	-	•	•
Leather-wrapped 3-spoke steering wheel with cruise and audio system controls	•	•	•	•
Leather-wrapped shift knob	•	•	•	•
Audio System				
6-speaker audio system with AM/FM, single-feed CD player, Radio Data System (RDS) and audio auxiliary input jack	•	•	•	•
11-speaker Bose® Premium Audio system, AM/FM/CD with MP3 playback capability and Radio Data System (RDS)	-	-	o	o
Single in-dash CD/DVD player	-	-	o	o
2.0GB Music Box® hard drive	-	-	o	o
9.3GB Music Box® hard drive	-	-	o	o

[SITE FEEDBACK](#)

Streaming Audio via Bluetooth® wireless technology	-	-	o	o
USB connection port	•	•	•	•
Interface System for iPod® via USB port	•	•	•	•
XM® Satellite Radio[*]	•	•	•	•
Steering wheel-mounted audio controls	•	•	•	•
Instrumentations and Driver Controls				
Fine Vision electroluminescent gauges	•	•	•	•
Tilt and telescopic steering column	•	•	•	•
Bluetooth® Hands-free Phone System	-	-	•	•
Multi-function trip computer with fuel mileage range and outside temperature display	•	•	•	•
Infiniti Controller with 7-inch display for audio, fuel economy, maintenance, and comfort and convenience systems	•	•	•	•
Infiniti Hard Drive Navigation System with 7-inch color touch-screen, Lane Guidance and 3-D building graphics (deletes compass in rearview mirror)	-	-	o	o
XM NavTraffic® with Real-Time Traffic information	-	-	o	o
XM NavWeather™[*]	-	-	o	o
Zagat® Restaurant Guide	-	-	o	o
Infiniti Voice Recognition for audio and navigation	-	-	o	o
RearView Monitor[*]	•	•	•	•
Around View™ Monitor [*] with Front and Rear Sonar System [*]	-	-	o	o
Cruise control with steering wheel-mounted switches	•	•	•	•
Snow Mode	•	•	•	•
Infiniti analog clock	•	•	•	•

[Back to Top](#)

	• Standard o Available - N/A	EX35 \$33,800*	EX35 AWD \$35,200*	EX35 Journey \$36,000*	EX35 Journey AWD \$37,400*
--	------------------------------------	-------------------	-----------------------	------------------------------	-------------------------------------

Safety





Safety

Seat Belt Pretensioners. Help tighten the front seat belts in certain frontal collisions, while load limiters are designed to "give" a little, helping reduce belt-force load transmitted to front occupants. All rear-seat passengers, including those in the center, are secured by 3-point seat belts.

Active Head Restraints (AHR). In certain rear-end collisions, front-seat Active Head Restraints move upward and forward to help cushion the head, and to help assist in reducing whiplash-type injuries.

Zone Body Construction. A reinforced steel-ribbed structure helps maintain the integrity of the passenger compartment, while front and rear crumple zones help absorb and redirect crash energy.

[SITE FEEDBACK](#)

LED Taillights. Lighting faster than conventional taillights, they help give drivers behind you a quicker indication of your braking.	•	•	•	•
Infiniti Advanced Air Bag System (AABS). Dual-stage front supplemental air bags with seat belt and occupant-classification sensors adjust their inflation rate depending on crash severity and seat belt usage. If the front-passenger's seat is empty, a sensor will deactivate the air bag[*].	•	•	•	•
Seat-mounted and Roof-mounted Side-impact Air Bags. Side-impact supplemental air bags are placed in the front-seat side bolsters so they move with the seat to help maintain optimal positioning. Roof-mounted curtain supplemental air bags deploy from the headliner above the side windows, helping to give outboard occupants enhanced head protection in the case of a side impact[*].	•	•	•	•
Electronic Brake force Distribution (EBD). To help optimize braking performance for a variety of vehicle loads, EBD adjusts the amount of brake force applied to the front and rear wheels for improved braking performance, reduced front-end "dive" during braking and more even brake wear.	•	•	•	•
Brake Assist (BA). In emergency braking situations, many drivers don't brake hard enough, soon enough. Brake Assist monitors how you apply the brakes and, sensing emergency braking, applies maximum brake force.	•	•	•	•
4-Wheel Anti-lock Braking System (ABS). The Infiniti EX's 4-wheel, 4-channel ABS helps you maintain control by helping to prevent wheel lockup.	•	•	•	•
Forward Collision Warning (FCW)[*]. Using the EX's laser rangefinder, this available feature helps alert the driver of an imminent collision by providing a visual and an audible warning. 	-	-	0	0
Intelligent Brake Assist (IBA)[*]. This available active safety feature continuously monitors and analyzes closing speeds to a vehicle ahead or to a stationary obstacle. If the driver does not adequately respond to the Forward Collision Warning and a collision cannot be avoided, IBA will automatically engage the brakes to help reduce collision speed and impact, thus mitigating the consequences of the accident. 	-	-	0	0
Snug Kids. The first venture of its kind, Snug Kids is our online guide to selecting and correctly installing a child restraint seat for your Infiniti automobile. Our safety engineers evaluated numerous child restraint seats, installing them in every Infiniti car and SUV. Visit InfinitiUSA.com/snugkids to view or download the results and recommendations.	•	•	•	•
Traction Control System (TCS). To help enhance rear-wheel grip when accelerating, the Infiniti EX's Traction Control System senses wheelspin and automatically reduces engine output and/or brakes the spinning wheel to help improve traction. 	•	•	•	•
Vehicle Dynamic Control (VDC). Acting in tandem with the Traction Control System, VDC compares actual vehicle cornering performance to the driver's input, adjusting power levels and applying appropriate brake pressure to individual wheels to help correct oversteer or understeer, helping keep the vehicle on the steered path[*]. 	•	•	•	•
3-point height-adjustable front seat belts with pretensioners and load limiters, driver's seat Emergency Locking Retractor (ELR) and passenger's seat ELR and Automatic Locking Retractor (ALR)	•	•	•	•
Second-row 3-point seat belts with ELR and ALR	•	•	•	•
Slide-away brake pedal assembly moves brake pedal away from the driver in certain frontal collisions	•	•	•	•
Tire Pressure Monitoring System (TPMS)[*]	•	•	•	•
LATCH System (Lower Anchors and Tethers for Children) helps simplify proper installation of compatible child restraint seats	•	•	•	•

[SITE FEEDBACK](#)

Security

Remote keyless entry system with selective unlocking of driver's door or all doors	•	•	•	•
Infiniti Vehicle Immobilizer System with an encoded transponder chip embedded in the Infiniti Intelligent Key. The engine control computer will not allow the engine to start without the correct key and transponder signal	•	•	•	•
Remote power-opening of windows; closing via exterior door lock	•	•	•	•
Vehicle Security System sounds alarm if intrusion is detected	•	•	•	•
Available HomeLink® Universal Transceiver offers control for compatible garage doors and home security systems	-	-	o	o
Infiniti Intelligent Key emergency backup slot to start vehicle if keyfob battery fails	•	•	•	•
Battery saver helps prevent accidental discharging if electrical accessories are left on	•	•	•	•

[Back to Top](#)

	• Standard o Available - N/A	EX35 \$33,800*	EX35 AWD \$35,200*	EX35 Journey \$36,000*	EX35 Journey AWD \$37,400*
Dimensions					
Exterior					
Coefficient of drag		0.32	0.32	0.32	0.32
Overall length (inches)		182.3	182.3	182.3	182.3
wheelbase (inches)		110.2	110.2	110.2	110.2
Overall width (inches)		71	71	71	71
Track width front (inches)		62.7	62.7	62.7	62.7
Track width rear (inches)		64.6	64.6	64.6	64.6
Overall height without roof rails (inches)		61.9	61.9	61.9	61.9
Overall height with roof rails (inches)		-	-	62.6	62.6
Interior					
Headroom with moonroof (inches) Front		-	-	38.7	38.7
Headroom with moonroof (inches) Rear		-	-	37.7	37.7
Headroom without moonroof (inches) Front		40.5	40.5	-	-
Headroom without moonroof (inches) Rear		38.4	38.4	-	-
Legroom (inches) Front		44.3	44.3	44.3	44.3
Legroom (inches) Rear		28.5	28.5	28.5	28.5
Shoulder room (inches) Front		54.8	54.8	54.8	54.8
Shoulder room (inches) Rear		55.1	55.1	55.1	SITE FEEDBACK 55.1

Hip room (inches) Front	52.9	52.9	52.9	52.9
Hip room (inches) Rear	50	50	50	50
Capacity and Weights				
Curb weight (lbs)	3,757	3,953	3,783	3,979
Weight distribution (percent) (front/rear)	52/48	54/46	52/48	54/46
Passenger volume with moonroof (cubic feet)	91.7	91.7	88.5	88.5
Cargo volume (cubic feet)	18.6	18.6	18.6	18.6
Fuel capacity (gallons)	20	20	20	20
Emissions (Low Emission Vehicle Tier 2)	LEV2	LEV2	LEV2	LEV2
Estimated Fuel Economy (mpg)[*] (city/highway)	17/24	16/23	17/24	16/23

[Back to Top](#)

• Standard o Available - N/A	EX35 \$33,800*	EX35 AWD \$35,200*	EX35 Journey \$36,000*	EX35 Journey AWD \$37,400*
------------------------------------	-------------------	-----------------------	------------------------------	-------------------------------------

[Infiniti Worldwide](#)
[Join Mailing List](#)
[Accessories](#)
[Contact Us](#)
[Site Comments](#)
[Site Map](#)
[Privacy & Legal](#)

[SITE FEEDBACK](#)