



2008 HYUNDAI SONATA

Look at it.

THE TRUTH IS, finding a car that's right for you isn't that easy. You've got cars that over promise and under deliver. Cars that assume you've won the lottery and desperately want to part with the proceeds. And value-priced cars that, unfortunately, drive that way.

Fortunately, there is one company that understands and embraces the concept of what people really want in a car. That company is Hyundai.

We make smart cars for smart people. Cars that routinely get 5-star crash test ratings. Cars where the number of safety features takes precedence over the number of cupholders. And cars that put quality exactly where it belongs – first and foremost.

We also believe in a warranty that lasts twice as long as the average car loan. Not to mention the average car warranty.



BOTH SIDES AGREE

*For left-brain thinkers and
right-brain dreamers.
The 2008 Hyundai Sonata.*

We steadfastly adhere to the proposition that premium amenities are not to be reserved exclusively for the wealthy. That beautiful design shouldn't necessitate a second

mortgage. And that stimulating performance and handling needn't come from engineers with names like Hans and Giuseppe.

In other words, we believe in cars that don't insult your intelligence, but rather, respect it.

Introducing the Sonata. It's the refined and sophisticated kind of car you'd expect from Germany. But it actually comes from a place better known for its biscuits. Namely, Montgomery, Alabama. Complete with the safety you demand, the power you want and more features than you ever saw coming. It's the sedan that's everything a sedan should be. And one that IntelliChoice named as "Top Winner for Lowest Ownership and Operating Costs."¹

Now that we've whetted your appetite, feel free to turn the page and get better acquainted.

LIMITED IN BRIGHT SILVER

— *Raise Your Expectations* —

SHOULDN'T EVERYTHING YOU WANT IN A CAR COME CONVENIENTLY PACKAGED IN A CAR?

HYUNDAI IS THE CAR COMPANY that believes you deserve more than you're used to getting. That's why the Sonata gives you so much. We know getting everything you want is a foreign concept, but we think you'll come around. With a 5-star crash test rating, unsurpassed standard safety features in its class, impeccable design and America's Best Warranty, the Sonata has raised the bar of expectation.



Impressive Performance

THERE'S NOTHING LIKE A NICE FAMILY CAR TO STIR THE SOUL.

IT'S THE FAMILY SEDAN THAT DOESN'T FEEL LIKE ONE. On all Sonata trim levels, you have your choice of two advanced engines—the fuel-efficient 2.4-liter 4-cylinder or the even more performance-oriented 3.3-liter V6, both with Continuously Variable Valve Timing and a suspension that perfectly balances a smooth ride with nimble handling. And since another inefficient, gas-guzzling vehicle is the last thing the world needs, we engineered the Sonata to emit fewer pollutants, earning it the EPA's rating as an Ultra-Low Emissions Vehicle (ULEV).



V6 POWER

Short highway on-ramps happen. Handling them is a cakewalk with a potent 3.3-liter V6 engine. Continuously Variable Valve Timing and a variable induction system help churn out 234 horsepower and 226 lb.-ft. of torque.



5-SPEED AUTOMATIC

The powerful V6 engine matches up to a 5-speed automatic transmission for smooth in-town driving and quiet cruising on the highway. SHIFTRONIC® manual shift mode gives you control over gear selection.



4-WHEEL INDEPENDENT SUSPENSION

For precise control and a smooth ride, the Sonata is equipped with MacPherson struts up front and a multi-link rear suspension with front and rear stabilizer bars. The result is responsive handling that's surprisingly refined.

More Than Just a Pretty Face

ALL THIS AND LOOKS, TOO?

AS YOU ADMIRE THE SONATA'S HANDSOME APPEARANCE, realize that you've merely scratched the surface. Because underneath its handsome bodywork are exemplary quality, thoughtful design and keen attention to detail. We started with corrosion-resistant paint, made possible by a thorough 18-pass rotary-dip, opposite-electric-charge primer process. Then added aerodynamically designed side mirrors to minimize wind noise. A-pillars engineered to improve the driver's visibility. And jeweled projector headlights and fog lights to keep the road illuminated. But we didn't stop there.





XM® SATELLITE RADIO

Take more than 170 channels of digital-quality entertainment wherever you go. You'll enjoy a wide variety of commercial-free music, news, talk and specialty programming.¹



INFINITY AUDIO SYSTEM

The 360-watt Infinity® audio system comes with six speakers, a subwoofer and external amplifier. All of which help make your favorite XM channels sound even better.



8-WAY POWER SEAT

A great car fits its owner. That's why the Sonata's driver seat offers 8-way power adjustability, allowing you to customize everything from seat height to lumbar support.




POWER SUNROOF

Enjoy the sun or the city lights above you. A push of a button opens the large sunroof, allowing you to slide or tilt it for just the right amount of airflow into the cabin.



HOMELINK

Located conveniently on the electrochromic rearview mirror, the HomeLink® integrated transceiver lets you control multiple home functions right from the driver seat.



AUTOMATIC TEMPERATURE CONTROL

This feature lets you select the exact temperature you want. Then, it constantly monitors and makes adjustments as needed to maintain your preferred setting.



HEATED FRONT SEATS

This luxurious feature brings a new level of comfort to your driving. Thanks to heated front seats, chilly winter mornings have met their match.



LARGEST CARGO VOLUME

Specially designed hinges that don't use trunk space give Sonata more cargo volume than its competitors. Plus, the 60/40 split fold-down rear seatback creates even more room.



BLUETOOTH WIRELESS TECHNOLOGY

Safely make calls while driving with the Bluetooth® hands-free phone system.² Several unique cell phones can be recognized, so each user can talk hands-free.



CHROME-TIPPED DUAL EXHAUST

Stylish exhaust tips give the driver behind you even more to admire. They also help the powerful V6 engine deliver its distinctive exhaust note.



HEATED POWER SIDE MIRRORS

On cold mornings, your side mirrors might be covered in frost, but your fingers don't need to be. This convenient feature lets you clear the mirrors to improve visibility.



THE SPORTY SE

Euroflange 5-spoke wheels. Low-profile, performance tires. An eye-catching rear spoiler. And a manual transmission B&M® Sport Shifter. Gloves and helmet not included.

¹See specifications section for subscription details. ²The Bluetooth® word mark and logos are registered trademarks owned by Bluetooth SIG, Inc., and any use of such marks by Hyundai is under license. Other trademarks and trade names are those of their respective owners. HomeLink is a registered trademark of Johnson Controls, Inc.

LESS IS NOT MORE. It's just less. Especially when it comes to interior space. Or features. Or comfort. That's why the engineers at Hyundai come from the school of thought where more is more. Starting with the Sonata's EPA classification as a Large Car with the most total interior volume in its class. This means loads of legroom and headroom. On top of that, Sonata offers a tilt-and-telescopic, leather-wrapped steering wheel with integrated audio controls and a power-adjustable driver seat, ensuring you a ride in total comfort while pondering where less might actually be a good thing.



PREVENTING AN ACCIDENT IS THE BEST WAY TO SURVIVE ONE.

IT'S COMMON SENSE REALLY, but a fact that goes beneath the notice of many car companies. Not Hyundai. That's why we fill our cars with cutting-edge active safety features—standard—that work dynamically with input from you and the road to help prevent an accident in the event of an emergency. Which is why a Hyundai is the ideal vehicle to protect you, your passengers and your peace of mind.



ELECTRONIC STABILITY CONTROL

An advanced, electronically-controlled system reads data from sensors throughout the vehicle. Input is relayed to a sophisticated computer, and is processed using proven algorithms, which enables ESC to react instantaneously to input from you and the road.¹



TRACTION CONTROL SYSTEM

Wet pavement may have met its match. The advanced Traction Control System senses unexpected wheelspin while accelerating and automatically applies the appropriate combination of brakes and throttle to route power to the tire with the most traction.²



ANTI-LOCK BRAKING SYSTEM

ABS prevents wheel lock-up and helps maintain steering control, even during emergency braking situations, by rapidly pulsing the brakes. So you can control steering to successfully maneuver around objects ahead of you.




ELECTRONIC BRAKE-FORCE DISTRIBUTION

You never know where you'll be when you need to stop quickly—from a dirt road to a major thoroughfare. EBD uses a network of sensors to provide the appropriate braking pressure at each wheel for maximum braking performance.



BRAKE ASSIST

Statistics show that drivers frequently don't brake forcefully enough in an emergency situation. Brake Assist actually senses when you are in a panic stop and immediately applies the maximum braking pressure to help you stop in a shorter distance.



¹Electronic Stability Control (ESC) cannot control your vehicle's stability under all driving situations. ESC is not a substitute for safe driving practices. No system, no matter how advanced, can overcome physics or correct poor driving. The driver is always responsible for controlling the vehicle and must use caution to avoid loss of control in all driving conditions. Speed, road conditions and driver steering input will affect whether ESC can help prevent loss of control. See Owner's Manual for details. ²The Traction Control System (TCS) is meant to enhance conscientious driving habits and is not a substitute for safe driving practices.



NHTSA 5-STAR CRASH RATING

Sonata has received the U.S. government's highest crash rating of 5 stars for both front- and side-impact collisions.¹

ON TOP OF OUR ACTIVE SAFETY FEATURES, the Sonata is equipped with a host of standard passive safety features as well. Because we take the task of keeping you and your passengers safe just as seriously as you do. From an advanced airbag system to rear child-seat anchors, our commitment to safety is clear in every detail. So, should an accident occur, you can rest assured that you're surrounded by state-of-the-art safety engineering and numerous features that have all been proven to help minimize the effects of it.



STRUCTURAL INTEGRITY

You wouldn't build a house on a shaky foundation. Same goes for cars. We built the Sonata with a reinforced unibody construction of high-tensile steel to effectively absorb collision energy.



SEATBELT PRETENSIONERS

Pretensioners tighten safety belts in certain accidents to reduce front occupants' forward movement. Then, force limiters release slack to limit load across the body and help minimize injury.



TIRE PRESSURE MONITORING SYSTEM

Each wheel is equipped with an air-pressure sensor located at the valve stem. In the event that any tire reaches a specified low air pressure, a warning light will alert you.²



ACTIVE FRONT HEAD RESTRAINTS

Whiplash is one of the most common injuries in a rear collision. With this feature, the head restraint moves forward and up, which reduces the likelihood of neck injury.



SIX AIRBAGS

We gave the Sonata six airbags: advanced dual front airbags with an Occupant Classification System, front seat-mounted side-impact airbags and roof-mounted side-curtain airbags.³

¹Government star ratings are part of the National Highway Traffic Safety Administration's (NHTSA's) New Car Assessment Program (www.safercar.gov). 2006 model tested with standard side-impact airbags (SABs). ²TPMS is not a substitute for proper maintenance. See Owner's Manual for details. ³The Supplemental Restraint System (SRS) is designed to work with the 3-point seatbelt system. The SRS deploys in certain frontal and/or side-impact conditions where significant injury is likely. The SRS is not a substitute for seatbelts, which should be worn at all times. Children under the age of 13 should be restrained securely in the rear seat. NEVER place a rear-facing child seat in the front seat of a vehicle that has a passenger-side airbag.

IT'S DIFFICULT TO PREDICT THE FUTURE. UNLESS YOU HAPPEN TO BE DESIGNING IT.

IT TAKES A WORLD OF PEOPLE TO MAKE A HYUNDAI. From our R&D Center in South Korea, where we conduct predesign studies, prototyping, full-scale aerodynamics analysis, crash testing and test driving. To Alabama and our \$1.1 billion state-of-the-art manufacturing plant. To Michigan and our engineering center. To our Southern California design facility, where we utilize the world's most advanced visualization, graphics and clay-modeling technologies. To our environmental technology research center in Seoul. Together, these facilities ensure that every vehicle we build is at the forefront of automotive technology.





WE'RE VERY HANDS ON

We hand check nuts, bolts, cables, wiring and power components before any Hyundai leaves the plant. Then every vehicle is road tested to eliminate squeaks and rattles that can't be detected on the factory floor.



PERFECTION IS OUR OBSESSION

For example, this door hinge used to look a little different. But our engineers noticed that the old design was adding a minute amount of wind noise to the vehicle. So they redesigned it. Now it adds none at all.



YOU CAN NEVER BE TOO SAFE

Our vehicles' excellent safety ratings are the result of thousands of hours of simulations in state-of-the-art safety testing facilities. Is destroying millions of dollars worth of automobiles worth it? Absolutely.



PROVEN BEFORE IT'S DRIVEN

At our California Proving Grounds, every new design is tested in real-world situations. This includes a 6.4-mile track to evaluate engine and road noise, and a 3.3-mile road course that simulates America's highways.



MEET OUR QUALITY INSPECTOR

An army of 250 robots, equipped with optical sensors far more sensitive than the human eye, inspects every vehicle for quality welds and proper fit. This ensures tight seams and seals, as well as perfect alignment.



WE TREAT OUR BODIES LIKE TEMPLES

Prior to painting, the body of each Hyundai is electrically charged, then immersed in a primer bath with an opposite charge. This ensures even hidden surfaces are completely coated for incredible corrosion resistance.



THE MYSTERIOUS 2.3 MILES

Every new Hyundai that comes out of our Alabama plant has 2.3 miles on the odometer. That's because each one is road tested on our test track to ensure every vehicle is working perfectly.



TESTED TO THE EXTREMES

From the scorching heat of Death Valley, Calif., to the frozen tundra of central Canada, our cars are tested in the most extreme conditions. This ensures their performance never wavers, no matter what life throws your way.

10-YEAR/100,000-MILE
POWERTRAIN PROTECTION

5-YEAR/60,000-MILE
NEW VEHICLE LIMITED WARRANTY

7-YEAR/UNLIMITED MILES
ANTI-PERFORATION WARRANTY

5-YEAR/UNLIMITED MILES
24-HOUR ROADSIDE ASSISTANCE

America's Best Warranty

A FIVE-YEAR WARRANTY SAYS A LOT ABOUT THE CAR. A TEN-YEAR WARRANTY SAYS A LOT ABOUT THE CAR COMPANY.

IT SAYS THAT WE STAND BEHIND OUR VEHICLES with a warranty matched by no other automaker in the country.¹ It says your new Hyundai's powertrain may be covered until the year 2018. (Just think about that for a minute.) But above all, it says that we build a vehicle that you can rely on. That as a company, we're committed to your satisfaction, long after you leave the dealership and your car is bought and paid for. And that's as refreshing now as it will be in a decade.



SONATA

AZERA ELANTRA ACCENT TIBURON TUCSON SANTA FE VERACRUZ ENTOURAGE

HYUNDAI | 08 SONATA

¹See dealer for LIMITED WARRANTY details.



SONATA GLS

STANDARD FEATURES INCLUDE:

- 2.4-liter, In-line 4-cylinder engine with CVT + 5-speed manual transmission
- 3.3-liter, V6 engine with CVT + 5-speed automatic transmission with SHIFTRONIC®
- Chrome-tipped dual exhaust on V6
- Electronic Stability Control
- Traction Control System
- 4-wheel Anti-lock Braking System with Electronic Brake-force Distribution and Brake Assist
- Tire Pressure Monitoring System
- 16-inch steel wheels with full covers
- Advanced dual front airbags with Occupant Classification System, front side-impact airbags, front and rear side-curtain airbags
- Active front head restraints
- Power heated side mirrors
- Solar control glass on V6
- Air conditioning with cabin air filter
- AM/FM/CD/MP3 audio system
- XM® Satellite Radio¹
- Tilt steering wheel
- Leather-wrapped steering wheel and shift knob on V6
- Center console with armrest, cupholders and two-tier storage
- 60/40 split fold-down rear seatback
- Rear center armrest with cupholders
- Remote keyless entry system with alarm



SONATA SE

INCLUDES ALL STANDARD GLS FEATURES PLUS:

- 17-inch, 5-spoke Euroflange alloy wheels
- 215/55VR performance tires
- B&M® Sport Shifter with 4-cylinder engine
- Automatic headlights
- Front fog lights
- Solar control glass
- 8-way power driver seat
- Driver seat adjustable lumbar support
- Tilt-and-telescopic steering wheel
- Steering-wheel-mounted audio controls
- Leather-wrapped steering wheel and shift knob
- Multi-function trip computer
- Interior metalgrain accents
- Chrome window belt molding
- Rear spoiler




SONATA LIMITED

INCLUDES ALL STANDARD SE FEATURES PLUS:

- Leather seating surfaces
- Heated front seats
- 360-watt Infinity® AM/FM/in-dash 6-disc CD/MP3 changer, external amplifier and subwoofer
- Automatic temperature control with outside temperature display
- Electrochromic auto-dimming rearview mirror
- HomeLink® integrated transceiver
- Compass
- Sliding center armrest
- Chrome-accented front grille, exterior door handles and bodyside molding
- Interior woodgrain or metalgrain accents
- Premium door-sill plates
- "Limited" badging
- Deletes rear spoiler, performance tires and B&M Sport Shifter

EXTERIOR COLOR CHOICES



POWDER WHITE PEARL

INTERIOR: GLS BEIGE OR GRAY, SE GRAY LIMITED BEIGE OR BLACK



BRIGHT SILVER

INTERIOR: GLS GRAY SE GRAY OR BLACK LIMITED GRAY OR BLACK



SILVER BLUE

INTERIOR: GLS BEIGE OR GRAY LIMITED BEIGE OR GRAY



GOLDEN BEIGE

INTERIOR: GLS BEIGE SE GRAY OR BLACK LIMITED BEIGE



NATURAL KHAKI

INTERIOR: GLS BEIGE OR GRAY LIMITED BEIGE



DARK CHERRY RED

INTERIOR: GLS BEIGE SE BLACK LIMITED BEIGE OR BLACK



DEEPWATER BLUE

INTERIOR: GLS BEIGE OR GRAY, SE GRAY LIMITED BEIGE OR GRAY



STEEL GRAY

INTERIOR: GLS GRAY SE GRAY OR BLACK LIMITED GRAY OR BLACK



EBONY BLACK

INTERIOR: GLS BEIGE OR GRAY, SE GRAY OR BLACK LIMITED BEIGE, GRAY OR BLACK

INTERIOR COLOR CHOICES



GLS PREMIUM BEIGE CLOTH



GLS/SE PREMIUM GRAY CLOTH



SE PREMIUM BLACK CLOTH



LIMITED BEIGE LEATHER



LIMITED GRAY LEATHER



LIMITED BLACK LEATHER

S = STANDARD
O = OPTIONAL FEATURE
– = NOT AVAILABLE
PE = POPULAR EQUIPMENT PACKAGE
P = PREMIUM PACKAGE

SAFETY FEATURES	GLS	SE	LIMITED
Electronic Stability Control (ESC)	S	S	S
Traction Control System (TCS)	S	S	S
4-wheel Anti-lock Braking System (ABS), Electronic Brake-force Distribution (EBD), Brake Assist	S	S	S
Advanced Driver and Front Passenger Airbags (SRS) with Occupant Classification System (OCS)	S	S	S
Driver and Front Passenger Side-impact Airbags (SRS), seat-mounted	S	S	S
Front and Rear Side-curtain Airbags (SRS), roof-mounted	S	S	S
Active Front Head Restraints	S	S	S
3-point Seatbelts, all seating positions; front seatbelt pretensioners and force limiters	S	S	S
Adjustable Front Seat Shoulder Belt Anchors	S	S	S
Energy-absorbing Steering Column	S	S	S
Tire Pressure Monitoring System (TPMS)	S	S	S
Front and Rear Crumple Zones	S	S	S
Rear LATCH Child-seat-attachment System	S	S	S
Childproof Rear Door Locks	S	S	S

EXTERIOR FEATURES	GLS	SE	LIMITED
Power Tilt-and-slide Sunroof with One-touch Open and Sliding Sunshade	O ²	P	O
Automatic Headlights	PE	S	S
Front Fog Lights	–	S	S
Solar Control Glass	V6 only	S	S
Dual Heated Power Side Mirrors	S	S	S
Remote Keyless Entry with Trunk Release, Alarm and Panic Alert	S	S	S
Variable Intermittent Windshield Wipers, speed-sensing	S	S	S
Rear-window Defroster with Timer	S	S	S
Bodycolor Door Handles, Mirrors, Bumpers and Bodyside Molding	S	S	S
Chrome-accented Front Grille, Door Handles and Bodyside Molding	–	–	S
Chrome Window Belt Molding	PE	S	S
Rear Spoiler	O	S	O

OPTION PACKAGES

GLS PACKAGE:

Popular Equipment Package: Power driver seat with lumbar support, automatic headlights, steering-wheel-mounted audio controls, multi-function trip computer, woodgrain or metalgrain interior accents, chrome window belt molding

SE PACKAGE:

Premium Package: Power tilt-and-slide sunroof, 240-watt in-dash 6-disc CD audio system, electrochromic auto-dimming rearview mirror, HomeLink[®] integrated transceiver, compass

INTERIOR FEATURES	GLS	SE	LIMITED
Air Conditioning with Cabin Air Filter	S	S	S
Automatic Temperature Control with Outside Temperature Display	–	–	S
Power Windows, Driver's Auto-Down/up with Pinch Protection, Illuminated Window Switches	S	S	S
Electrochromic Auto-dimming Rearview Mirror with HomeLink and Compass	–	P	S
Multi-function Trip Computer (distance to empty, fuel economy, average speed, trip timer/distance)	PE	S	S
AM/FM/CD/MP3 Audio System with 6 Speakers	S	S	–
240-watt AM/FM/In-dash 6-disc CD/MP3 Changer, External Amplifier, Subwoofer, 6 Speakers	–	P	–
360-watt Infinity AM/FM/In-dash 6-disc CD/MP3 Changer, External Amplifier, Subwoofer, 6 Speakers	–	–	S
XM [®] Satellite Radio ¹	S	S	S
Steering-wheel-mounted Audio Controls	PE	S	S
Bluetooth [®] Hands-free Phone System ³	O	O	O
Seating Surfaces	premium cloth	premium cloth	leather
8-way Power Driver Seat with Adjustable Lumbar Support	PE	S	S
Heated Front Seats	–	–	S
Leather-wrapped Steering Wheel and Shift Knob	V6 only	S	S
Tilt-and-telescopic Steering Wheel	tilt only	S	S
Front Maplights and Cargo Area Light	S	S	S
Center Console with Armrest, Cupholders and Two-tier Storage	S	S	with sliding armrest
Rear Center Armrest with Dual Cupholders	S	S	S
60/40 Split Fold-down Rear Seatback	S	S	S
Woodgrain Interior Accents with beige interior and Metalgrain with gray or black interior	PE	S	S
Carpeted Floor Mats	O	O	O

¹XM[®] Satellite Radio requires XM subscription sold separately after first three trial months. All fees and programming subject to change. Traffic and weather channels only available in 21 metropolitan markets. See your dealer for details. XM service only available in the 48 contiguous United States. The XM name is a registered trademark of XM Satellite Radio Inc. All other trademarks are property of their respective owners. ²Requires Popular Equipment Package. ³Later availability. ⁴EPA estimates for comparison. Your actual mileage will vary with options, driving conditions, driving habits and vehicle's condition.

WHEEL CHOICES



16-INCH GLS WHEEL COVER



17-INCH SE/LIMITED ALLOY WHEEL

ENGINES

	INLINE 4-CYLINDER	V6
Engine Configuration, all-aluminum	2.4-liter, 16-valve	3.3-liter, 24-valve
Dual Overhead Camshaft (DOHC)	S	S
Continuously Variable Valve Timing (CVT)	S	S
Horsepower @ rpm	162 @ 5800	234 @ 6000
Torque (lb.-ft. @ rpm)	164 @ 4250	226 @ 3500
Compression Ratio	10.5:1	10.4:1
Multi-port Programmed Fuel Injection	S	S
Electronic Ignition System	S	S
Chrome-tipped Dual Exhaust	—	S

DRIVETRAIN/TRANSMISSION

Drive Configuration: Front-wheel Drive	S	S
5-speed Manual Transmission	S	—
B&M® Sport Shifter, manual transmission	SE only	—
4-speed Automatic Transmission with SHIFTRONIC®	0	—
5-speed Automatic Transmission with SHIFTRONIC	—	S
Final Drive Ratio (MT/AT)	3.44/3.77	—/3.33

BODY/SUSPENSION/CHASSIS

Body Type: Five-passenger Sedan	S	S
4-wheel Independent Suspension, front double wishbone, rear multi-link	S	S
Twin-tube Gas Shock Absorbers, front and rear	S	S
Stabilizer Bars (mm.), front/rear	25.0/15.0	26.0/15.0
Power Rack-and-pinion Steering, engine-RPM-sensing	S	S
4-wheel Disc Brakes	S	S
16-inch Steel Wheels with Full Covers and P215/60VR Tires	GLS	GLS
17-inch, 5-spoke Euroflange Alloy Wheels with P215/55VR Performance Tires	SE	SE
17-inch, 5-spoke Euroflange Alloy Wheels with P215/55VR Tires	LIMITED	LIMITED
Turning Diameter (ft.), curb-to-curb	35.8	35.8

EXTERIOR DIMENSIONS

Wheelbase (in.)	107.4	107.4
Length (in.)	188.9	188.9
Width (in.), excluding mirrors	72.1	72.1
Height (in.)	58.0	58.0
Track (in.), front/rear	62.0/61.4	62.0/61.4
Curb Weight (lbs.) MT/AT	3253/3266	—/3458

INTERIOR DIMENSIONS

Head Room (in.), front/rear	40.1/38.2	40.1/38.2
Leg Room (in.), front/rear	43.7/37.4	43.7/37.4
Shoulder Room (in.), front/rear	57.4/56.9	57.4/56.9
Hip Room (in.), front/rear	55.5/55.3	55.5/55.3
Cargo Volume (cu. ft.)	16.3	16.3
Passenger Volume (cu. ft.)	105.4	105.4
Total Interior Volume (cu. ft.)	121.7	121.7
EPA Size Classification	Large Car	Large Car

EPA MILEAGE ESTIMATES*/FUEL CAPACITY

Manual Transmission (city/highway)	21/31	—
Automatic Transmission (city/highway)	21/30	19/28
Fuel-tank Capacity (gal.)	17.7	17.7

While the information contained in this brochure was correct at time of printing, specifications and equipment can change. Feature comparisons based on competitor models available at time of printing. No warranty or guarantee is being extended in this brochure, and Hyundai reserves the right to change product specifications and equipment at any time without incurring obligations. Some vehicles are shown with optional equipment. Specifications apply to U.S. vehicles only. Please contact your Hyundai dealer for current vehicle specifications.