

Colour combinations

| TRIM | TURISMO | | LUSO | | | VELOCE - CLOVERLEAF | | | |
|------------------------|-----------------------|---------------|--------------------|---------------|-------------------|------------------------|--|--|------------------------|
| | Sprint Cloth | Woven Leather | Competizione Cloth | Woven Leather | Sports Leather | Leather and Microfibre | Sports Leather | Sports Leather | |
| UPHOLSTERY | Seat colour | Black | Black | Black/Grey | Black | Natural | Black with red stitching | Black with red stitching | Red with red stitching |
| | | 298 | 402 | 495 | 408 | 465 | 423 | 323 | 923 |
| STEERING WHEEL | Steering wheel insert | Black | Black | Black | Black leather | Black leather | Black suede and leather with red stitching | Black suede and leather with red stitching | Matte Black |
| | | Chrome Grey | Chrome Grey | Chrome Grey | Magnesium Grey | Dark Brushed Aluminium | Ghiaccio White | Alfa Red | Alfa Metallic Red |
| DASHBOARD insert | Dashboard insert | Chrome Grey | Chrome Grey | Alfa Red | Alfa Metallic Red | Alfa Metallic Red | Alfa Metallic Red | Alfa Metallic Red | Alfa Metallic Red |
| | | Alfa Red | Alfa Red | Alfa Red | Alfa Red | Alfa Red | Alfa Red | Alfa Red | Alfa Red |
| SOLID PAINT | | | | | | | | | |
| 601 | Black | • | • | • | • | • | • | • | • |
| SPECIAL PAINT | | | | | | | | | |
| 296 | Ghiaccio White | • | • | • | • | • | • | • | • |
| 289 | Alfa Red | • | • | • | • | • | • | • | • |
| METALLIC PAINT | | | | | | | | | |
| 805 | Etna Black | • | • | • | • | • | • | • | • |
| 620 | Alfa Silver | • | • | • | • | • | • | • | • |
| 318 | Magnesium Grey | • | • | • | • | • | • | • | • |
| 319 | Antracite Grey | • | • | • | • | • | • | • | • |
| 466 | Profondo Blue | • | • | • | • | • | • | • | • |
| 106 | Alfa Metallic Red | • | • | • | • | • | • | • | • |
| EXCLUSIVE PAINT | | | | | | | | | |
| 134 | 8C Red | - | - | - | • | • | • | • | - |

Lusso trim insert

| DASHBOARD insert | EXTERIOR COLOURS | | | | | | | | 8C RED | |
|----------------------------|------------------|----------------|----------|---------------|----------------|---------------|-------------|------------|--------|-------------------|
| | BLACK | GHIACCIO WHITE | ALFA RED | MAGNESIO GREY | ANTRACITE GREY | PROFONDO BLUE | ALFA SILVER | ETNA BLACK | | ALFA METALLIC RED |
| 5V7 Magnesium Grey | • | • | • | • | • | • | • | • | • | • |
| 6AW Dark Brushed Aluminium | • | • | • | • | • | • | • | • | • | • |
| 68W Ghiaccio White | • | • | • | • | • | • | • | • | • | • |
| 68V Alfa Red | • | - | • | • | • | • | • | • | • | • |
| 4MP Alfa Metallic Red | • | - | • | • | • | • | • | • | • | • |

• Available — Not available



www.alfaromeo.co.uk

WITHOUT HEART WE WOULD BE MERE MACHINES



facebook.com/alfaromeouk



twitter.com/alfaromeouk



Search: 'Alfa Romeo UK Magazine' on the iPad App Store

Data, descriptions and illustrations are intended solely as a guide and product characteristics may differ from those represented, sometimes for manufacturing reasons. Alfa Romeo reserves the right to make any changes to its products. Some of the items described and/or photographed in the brochure are options. See the price list for a full list.

Alfa Romeo - Marketing - 05/11 - Printed in Czech Republic - Finis


For information: freephone

Alfa InfoMore
00 800 2832 0000

Dealer's stamp

Gulietta







Giulietta

ALFA ROMEO GIULIETTA



STUNNING.

Style that stands out from the crowd.

In a world of derivative design, the Giulietta has a **STYLE** all of its own. Unmistakably an Alfa Romeo, it is also unlike any Alfa that has come before; its taut, muscular lines set a new template for sporting practicality, a fresh evolution of the marque. This is a car for those who need space and flexibility, yet **REFUSE TO COMPROMISE** when it comes to the pure driving experience. ▶▶

INDIVIDUAL.

Alfa Romeo sportiness becomes pure **DYNAMISM** that runs across the 5 doors and along the side musculature to embrace functional styling details such as the aerodynamic spoiler. A **STRONG**, elegant front end, set off to perfection by large headlights with **LED DAYTIME RUNNING LIGHTS**. The **LED** lights are also present at the rear, in cluster shapes evoking **PRESENCE** and **INDIVIDUALISM**. ■





WELCOMING.

The Giulietta's interior design conveys a lasting impression of **QUALITY**, featuring carefully-crafted materials in subtle monochromatic shades enlivened by **CONTRAST AND HIGHLIGHTS**. There are hints of tradition in the distinctive wide horizontal dashboard and switchgear, inspired by the Alfa 8C Competizione, plus a sporty three-spoke steering wheel and wraparound seats. Yet there's genuine **COMFORT FOR FIVE** people, with 350 litres of luggage space too. ■



AGILE.

The way the Giulietta **STEERS, HANDLES AND RESPONDS** to your control is down to the finely-tuned relationship between four key components. These are: **DUAL PINION ACTIVE STEERING**, **MACPHERSON** strut front suspension, **MULTILINK** rear suspension and the unique Alfa Romeo **D.N.A. SYSTEM**, which allows you to select a driving mode to suit the conditions and road. With the Giulietta, safety does not compromise driving enjoyment - nor vice versa. ■



COMPACT ARCHITECTURE.

Express resolve and dynamism, to travel a new road of certainty.

In an age surrounded by many question marks, the Giulietta has been created as a new benchmark.

The new **CHASSIS** forged for this car is a design that builds on Alfa Romeo's long experience in engineering and the result is cutting edge. The innovative materials used, such as aluminium, magnesium and high strength steels combine extremely high qualities of strength and rigidity with weight reduction.


The new floor plan is a veritable system in its own right that interacts synergistically with each individual mechanical and electronic component on the car to guarantee agility, comfort and safety. The four technologies that give rise to the Giulietta's unique approach to the road stem from this system:

DUAL PINION ACTIVE STEERING. This new generation steering system was developed specially to guarantee the renowned Alfa Romeo driving satisfaction. The many advantages include:

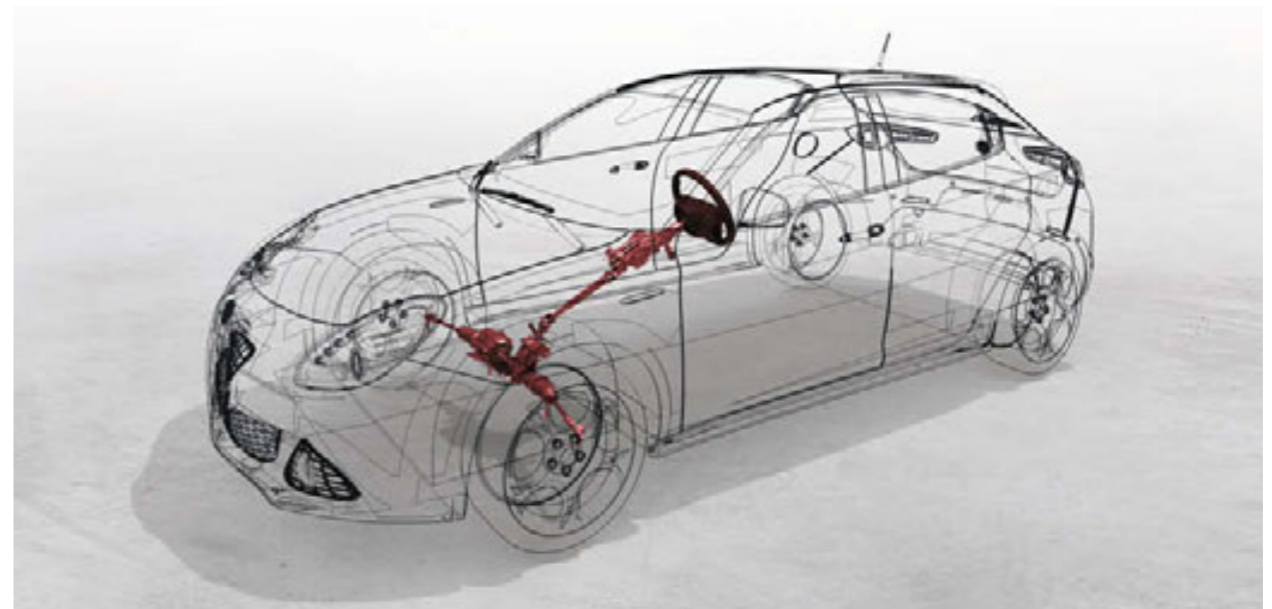
- direct, sensitive steering in all driving conditions
- full integration with the VDC (Vehicle Dynamic Control) and Alfa Romeo D.N.A. systems
- great driving comfort due to variable electric power-assisted steering
- a turning circle of just 10.9 m, making handling around town and during parking very easy
- fuel consumption cut by 3% compared to a conventional system

SUSPENSION. The suspension systems designed for the Giulietta are worth being put to the test. The **ADVANCED MACPHERSON** suspension is built using lightweight materials such as aluminium and created to ensure crisp approaches to bends and maximum comfort. The new **MULTILINK** layout adopted at the rear offers great road-holding combined with a superior level of comfort. This suspension architecture was developed to offer more volume in the luggage compartment and to weigh over 10 kg less than a conventional Multilink suspension.

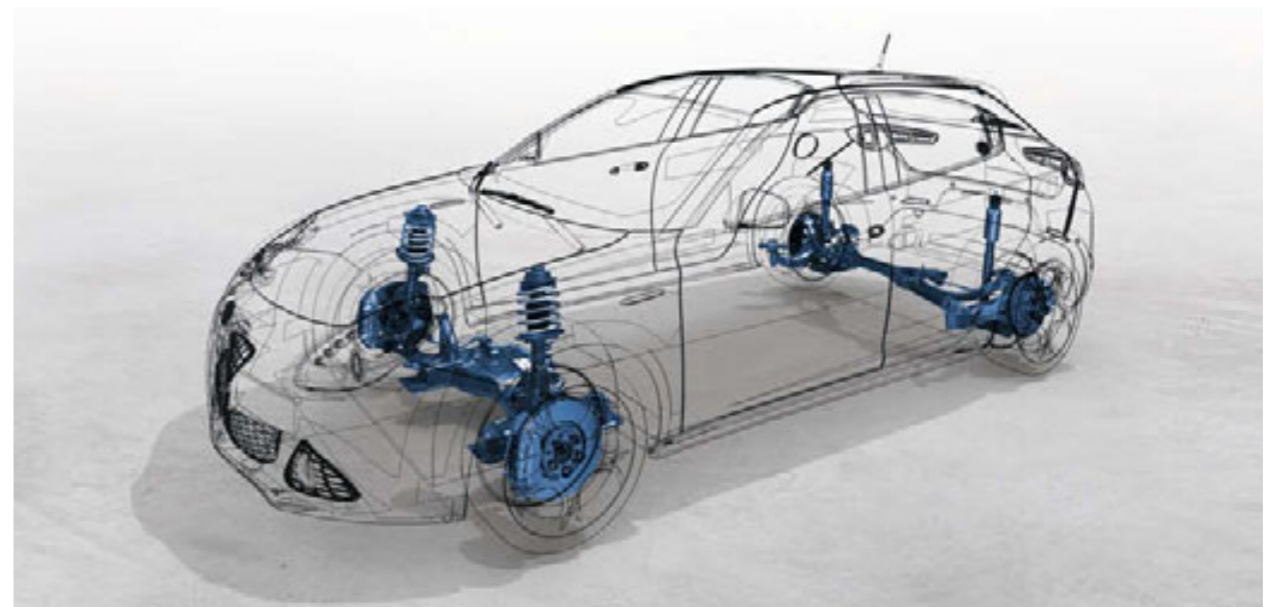
To sum up, the Giulietta suspension system expresses a dual spirit: sporty and entertaining, practical and comfortable.



New body concept.



Dual Pinion active steering.



New suspension structure.



ALFA ROMEO D.N.A. This system allows the car's personality to be adapted to the needs of the driver and different road conditions by altering the throttle response and stiffness of steering through Dynamic Steering Torque, whilst working in conjunction with the VDC system. When the selector is in **DYNAMIC** position, the car's performance is exactly as you would expect from the sporting spirit of any Alfa Romeo: the engine response is immediate; delivery is substantial due to the overboost, while the Electronic Q2 differential allows corners to be taken in complete safety. In Dynamic mode, the Giulietta also introduces Pre-Fill - a new function that uses the VDC system to provide the driver with the quickest braking response possible. With the selector set to **NORMAL**, even everyday driving becomes more fun, guaranteeing a comfortable, smooth drive at all times. Fuel consumption will be reduced to the minimum. In **ALL WEATHER** mode, the Giulietta prepares itself to face the most difficult grip conditions, alerting all its active safety systems, including the VDC and Electronic Q2. The engine response will become more gradual and controlled to minimise skidding in adverse weather. ■



Alfa Romeo D.N.A. communicates with Radio NAV.
The selected driving mode is conveniently shown on a pop-up display.



Radio NAV shows turbo-charging pressure and power delivery.



Radio NAV also shows the acceleration value (longitudinal and lateral) the car is subject to. (G-Force meter).



STRONG.

Discover new safety in evolution and look to the future with confidence.

The Alfa Romeo Giulietta is **EUROPE'S SAFEST COMPACT CAR**, as confirmed by a score of 87/100 and the maximum **5 STAR** rating according to **EURO NCAP**: the best result in the category. Reaching this level of protection involved more than 15,000 hours of virtual analysis, 100 crash tests, 150 tests on a HyGe slide and more than 100 tests on components and subsystems. A third load line increases the energy-absorbing capacity of the front end and reduces both inertia forces and intrusions into the passenger compartment. These qualities are complemented by 6 airbags as standard throughout the range, three-point seatbelts with double pretensioners and load limiters, a collapsible pedal unit and steering column, second-generation anti-whiplash system and Isofix attachments for child seat protection. ■

THRILLING.

Listen to the sound of sustainable power overcoming the concern of pollution.

The **SATISFYING** roar of Alfa Romeo engines speak of responsible performance: the importance of being able to call on power when you need it, while always guaranteeing respect for the environment. The range includes only **EURO 5** petrol and diesel power units: three second-generation MultiJet diesel engines, 1.6 JTD_{M-2} 105 bhp, 2.0 JTD_{M-2} 140 bhp and a 2.0 JTD_{M-2} 170 bhp; and three advanced petrol turbo engines; 1.4 TB 120 bhp and the revolutionary 1.4 TB MultiAir 170 bhp; followed by the range-topping and lively 1750 TBi 235 bhp engine in the exclusive Cloverleaf trim, a heady **CONCENTRATE** of Alfa Romeo sportiness.


MULTIAIR. For a car that ushers in a new age, our latest generation petrol engines give revolutionary results in terms of performance, eco-friendliness and versatility. The International Engine of the Year award achieved by the 1.4 TB MultiAir confirms its superlative qualities: this is one of the most coveted international awards for engines.

- 10-35% more maximum power due to the adoption of a cam profile designed for high performance.
- Up to 15% more torque at low speed through direct control of valve lift.
- Pick-up times improved by up to 12% due to high air mass pressure.
- A reduction of up to 10% in emissions due to the elimination of pumping losses.



START&STOP. This device, which can be turned on and off at all times by the driver, automatically stops and starts the car when at a standstill in town traffic to reduce fuel consumption, harmful emissions and noise pollution. Standard on all engines except the 1750 TBi 235 bhp.

GSI. The Giulietta offers yet another aid to reduce fuel consumption and emissions. This device, the Gear Shift Indicator, suggests when to change gear, in order to optimise power unit efficiency and reduce fuel consumption by way of a light on the control panel. It is permanently active in the Normal and All Weather settings of the Alfa Romeo D.N.A. system. ■



Engines

| | 1.4 TB 120 bhp | 1.4 TB MultiAir 170 bhp | 1750 TBi 235 bhp | 1.6 JTD _{M-2} 105 bhp | 2.0 JTD _{M-2} 140 bhp | 2.0 JTD _{M-2} 170 bhp |
|--|-------------------|----------------------------|---------------------|-----------------------------------|-----------------------------------|-----------------------------------|
| Displacement (cc) | 1368 | 1368 | 1742 | 1598 | 1956 | 1956 |
| Max. power output bhp (kW) at rpm | 120 (88) 5000 | 170 (125) 5500 | 235 (172.5) 5500 | 105 (77) 4000 | 140 (103) 3750 | 170 (125) 4000 |
| Peak torque Nm (kgm) at rpm | 206 (21.0) 1750 | 250 (25.4) 2500 | 340 (34.6) 1900 | 320 (32.5) 1750 | 350 (35.6) 1500 | 350 (35.6) 1750 |
| Kerb weight DIN (kg) | 1280 | 1290 | 1320 | 1310 | 1320 | 1320 |
| Top speed mph (km/h) | 121 (195) | 135 (218) | 150 (242) | 115 (185) | 127 (205) | 135 (218) |
| Acceleration (driver + 30 kg) 0 to 62 mph (s) | 9.4 | 7.8 | 6.8 | 11.3 | 9.0 | 8.0 |
| Fuel Consumption / combined cycle mpg (l/100km) | 44.1 (6.4) | 48.7 (5.8) | 37.2 (7.6) | 64.2 (4.4) | 62.8 (4.5) | 60.1 (4.7) |
| Exhaust emissions - CO ₂ (g/km) | 149 | 134 | 177 | 114 | 119 | 124 |
| Emissions Standard | EURO 5 | EURO 5 | EURO 5 | EURO 5 | EURO 5 | EURO 5 |
| Start&Stop | Standard | Standard | Not available | Standard | Standard | Standard |



ALFA ROMEO
GIULIETTA

ALFA ROMEO
GIULIETTA

ALFA ROMEO
GIULIETTA

ALFA ROMEO
GIULIETTA

ALFA ROMEO
GIULIETTA

ALFA ROMEO
GIULIETTA

ALFA ROMEO
GIULIETTA

ALFA ROMEO
GIULIETTA

ALFA ROMEO
GIULIETTA

ALFA ROMEO
GIULIETTA

ALFA ROMEO
GIULIETTA

ALFA ROMEO
GIULIETTA

ALFA ROMEO
GIULIETTA

ALFA ROMEO
GIULIETTA

ALFA ROMEO
GIULIETTA

ALFA ROMEO
GIULIETTA

ALFA ROMEO
GIULIETTA

ALFA ROMEO
GIULIETTA

ALFA ROMEO
GIULIETTA

ALFA ROMEO
GIULIETTA

ALFA ROMEO
GIULIETTA

ALFA ROMEO
GIULIETTA

ALFA ROMEO
GIULIETTA

**TRIM LEVELS
AND CUSTOMISATIONS.**



TURISMO

Available on:
1.4 TB 120 bhp - 1.6 JTDm-2 105 bhp



Alfa Romeo D.N.A. switch



Car radio with CD / MP3 player and 6 speakers



Electric front and rear windows

Main Turismo standard equipment

- Alfa code immobiliser
- Alfa Romeo D.N.A. (Vehicle's dynamic control switch)
- Dual Pinion active steering
- 6 Airbags - Driver, passenger, front side & window
- VDC (ABS + ASR + EBD + Brake Assistant) with Hill Holder
- Electronic Q2
- LED Daytime Running Lights
- Rear cluster LED lights
- Start&Stop technology
- Manual air conditioning
- Front and rear electric windows
- Electrically heated and adjustable wing mirrors
- Sprint cloth upholstery
- 60/40 split folding rear seats
- Car radio with CD / MP3 player and 6 speakers
- Rear spoiler
- 16" Steel wheels with spoke design rims and 205/55 R16 tyres



Sprint cloth
298 Black (as standard)



Woven leather
402 Black (opt)



Woven leather
495 Natural (opt)



4MN Chrome Grey trim insert (as standard)

LUSSO

Available on:

1.4 TB 120 bhp - 1.4 TB MultiAir 170 bhp - 1.6 JTDm-2 105 bhp - 2.0 JTDm-2 140 bhp - 2.0 JTDm-2 170 bhp



4MP Dark Brushed Aluminium trim insert (opt)



68W Ghiaccio White trim insert (opt)



6AW Red trim insert (opt)


As Turismo, plus:

- Alarm system
- Fog lights
- Chrome effect window sills
- Sports dials with white illumination
- Black leather steering wheel with matte black inserts and remote controls
- Cruise control
- Front armrest with storage compartment
- Blue&Me™ (Bluetooth® hands-free system with USB port and Aux-in)
- Dual zone automatic climate control
- Competizione cloth upholstery
- Visibility pack
- 16" 5 Double spoke alloy wheels with 205/55 R16 tyres
- Rear parking sensors




Competizione cloth

168 Black (as standard)
125 Black/Grey (standard alternative)



Woven leather

408 Black (opt)
465 Natural (opt)



Sports leather

401 Red with Red stitching (opt)
423 Black with Red stitching (opt)



5VF Magnesium Grey trim insert (standard)

VELOCE

Available on:

1.4 TB 120 bhp - 1.4 TB MultiAir 170 bhp - 1.6 JTDm-2 105 bhp - 2.0 JTDm-2 140 bhp - 2.0 JTDm-2 170 bhp



Optional Equipment on Lusso & Veloce:

- Rear parking sensors (standard on Lusso)
- Bi-Xenon headlights with AFS (Adaptive Frontlight System) function and headlight washer system
- Electrically folding mirrors
- Electric double sunroof
- Hi-Fi BOSE® sound system with digital amplifier (8 speakers + 1 central + subwoofer)
- Red brake calipers with large disc brakes
- My port socket for Blue&Me™-TomTom®



Bi-Xenon headlights with AFS and headlight washer system (opt)



Rear parking sensors (opt)

As Turismo, plus:

- Alarm system
- Darkened headlights
- Fog lights
- Chrome effect window sills
- Satin effect wing mirrors
- Side skirts
- Sports suspension
- Darkened interior headlining
- Aluminium sports pedals
- Aluminium kick plates
- Dark brushed aluminium trim insert
- Sports dials with white illumination
- Sports steering wheel with matte black inserts and remote controls in black leather with red stitching
- Cruise control
- Front armrest with storage compartment
- Blue&Me™ (Bluetooth® hands-free system with USB port and Aux-in)
- Dual zone automatic climate control
- Leather and microfibre upholstery
- 17" Turbine design alloy wheels with 225/45 R17 tyres



Leather and microfibre
323 Black with Red stitching (standard)



Sports leather
901 Red with Red stitching (opt)



Sports leather
923 Black with Red stitching (opt)



4MP Dark Brushed Aluminium trim insert (standard)

CLOVERLEAF

Available on:

1750 TBI 235 bhp



4MP Dark brushed aluminium dashboard inserts (standard)

The four-leaf clover symbol first made its appearance on an Alfa Romeo back in 1923. The driver Ugo Sivocci, who always seemed destined to arrive in second place, had the symbol painted on his car for good luck before starting on the gruelling Targa Florio race. The charm seemed to work: during the last sprint leg of the race, he finally broke his run of second places and for the first time Alfa Romeo and the driver drove over the finish line as outright winners.

Since then, the green four leaf clover has continued to support Alfa Romeo, celebrating the legend and the nature of this sportiest of cars. Now also on board the Giulietta, for a special trim level.

As Veloce, plus:

- Dark tinted windows
- Cloverleaf badges
- Lowered sports suspension
- Red brake callipers with large disc brakes
- Visibility pack
- 18" Spoke design alloy wheels with dark titanium finish and 225/40 R18 tyres



Leather and microfibre

323 Black with red stitching (standard)



Sports leather

901 Red with red stitching (opt)



Sports leather

923 Black with red stitching (opt)

Fitted with a 1750 TBI 235 bhp engine.

Direct injection. Continuous dual variable valve timing. Turbocharger. "Scavenging", a revolutionary control system that does away with turbo lag. The result is a power unit with performance worthy of a 3 litre unit, but frugal fuel consumption typical of a compact 4 cylinder engine. Specific power of 134 bhp/Litre and specific torque equal to 194 Nm/Litre are the highest values in the world for this category. The maximum torque of 340 Nm, available from just 1900 rpm, also represents a pinnacle of excellence



Technical specifications

| | 1.4 TB 120 bhp | 1.4 TB MultiAir 170 bhp |
|--|--|--|
| CHARACTERISTICS | | |
| No. of cylinders, arrangement | 4 in line | |
| Bore x stroke (mm) | 72 x 84 | |
| Displacement (cc) | 1368 | |
| Compression ratio | 9.8 : 1 | |
| Max. power output: bhp (kW-EC) at rpm | 120 (88) 5000 | 170 (125) 5500 |
| Peak torque: Nm (kgm-EC) at rpm (NORMAL mode) | 206 (21.0) 1750 | 230 (23.4) 2250 |
| Peak torque: Nm (kgm-EC) at rpm (DYNAMIC mode) | | 250 (25.4) 2500 |
| Distribution (control) | Toothed belt with hydraulic tappets with fixed timing | Toothed belt with hydraulic tappets and intake side MultiAir system |
| Fuel supply | MPFI, with exhaust gas turbocharger and intercooler | MPFI, turbocharger MultiAir direct valve control system, intercooler |
| Start&Stop system | Standard | |
| ELECTRICAL SYSTEM (12V) | | |
| Battery: capacity (Ah) / Generator (A) | 63 / 450 | |
| TRANSMISSION | | |
| Drive | Front | |
| Number of gears | 6 + 1R | |
| TYRES | | |
| Standard version | 205/55 R16 | |
| STEERING | | |
| Steering system | Rack and pinion with electro-mechanical power steering (Dual Pinion active steering) | |
| Turning circle (m) | 10.9 | |
| SUSPENSION | | |
| Front | MacPherson independent with anti-roll bar | |
| Rear | Multilink system | |
| BRAKES (DISCS) | | |
| Front (mm) | 281 | 305 |
| Rear (mm) | 264 | |
| WEIGHTS - TANK CAPACITY | | |
| Fuel tank capacity (litres) | 60 | |
| Kerb weight DIN (kg) | 1280 | 1290 |
| Max towable weight (kg) | 1300 | |
| PERFORMANCE | | |
| Top speed mph (km/h) | 121 (195) | 135 (218) |
| Acceleration (driver + 30 kg): 0 to 62 mph (s) | 9.4 | 7.8 |
| FUEL CONSUMPTION - EMISSIONS* | | |
| urban cycle mpg (l/100km) | 33.6 (8.4) | 36.2 (7.8) |
| extra urban cycle mpg (l/100km) | 53.3 (5.3) | 61.4 (4.6) |
| combined cycle mpg (l/100km) | 44.1 (6.4) | 48.7 (5.8) |
| Exhaust emissions - CO ₂ (g/km) | 149 | 134 |
| Emissions Standard | Euro 5 | |

* according to 1999/100EC directive.

Alfa Romeo recommends SELENIA engine oil, PARAFILU protective coolant, TUTELA functional fluids

| 1750 TBI 235 bhp | 1.6 JTDM-2 105 bhp | 2.0 JTDM-2 140 bhp | 2.0 JTDM-2 170 bhp |
|--|--|--|--------------------|
| CHARACTERISTICS | | | |
| 4 in line | | | |
| 83 x 80.5 | 79.5 x 80.5 | 83 x 90.4 | |
| 1742 | 1598 | 1956 | |
| 9.25 : 1 | 16.5 : 1 | | |
| 235 (172.5) 5500 | 105 (77) 4000 | 140 (103) 3750 | 170 (125) 4000 |
| 300 (30.5) 4500 | 280 (28.5) 1500 | 320 (32.5) 1500 | |
| 340 (34.6) 1900 | 320 (32.5) 1750 | 350 (35.6) 1500 | 350 (35.6) 1750 |
| Two continuously variable valve timing units and toothed belt with hydraulic tappets | Toothed belt with hydraulic tappets | | |
| Direct petrol injection and turbocharging with scavenging system and intercooler | MultiJet 2: direct injection 1,600 bar, turbocharger and intercooler | MultiJet 2: direct injection 1,600 bar, variable geometry turbocharger and intercooler | |
| Not Available | Standard | | |
| ELECTRICAL SYSTEM (12V) | | | |
| 60 / 540 | 72 / 600 | | |
| TRANSMISSION | | | |
| Front | | | |
| 6 + 1R | | | |
| TYRES | | | |
| 225/45 R18 | 205/55 R16 | | |
| STEERING | | | |
| Rack and pinion with electro-mechanical power steering (Dual Pinion active steering) | | | |
| 10.9 | | | |
| SUSPENSION | | | |
| MacPherson independent with anti-roll bar | | | |
| Multilink system | | | |
| BRAKES (DISCS) | | | |
| 330 | 281 | 305 | |
| 278 | 264 | | |
| WEIGHTS - TANK CAPACITY | | | |
| 60 | | | |
| 1320 | 1310 | 1320 | |
| 1300 | | | |
| PERFORMANCE | | | |
| 150 (242) | 115 (185) | 127 (205) | 135 (218) |
| 6.8 | 11.3 | 9.0 | 8.0 |
| FUEL CONSUMPTION - EMISSIONS* | | | |
| 26.2 (10.8) | 51.4 (5.5) | 50.4 (5.6) | 48.7 (5.8) |
| 48.7 (5.8) | 76.4 (3.7) | 72.4 (3.9) | 68.9 (4.1) |
| 37.2 (7.6) | 64.2 (4.4) | 62.8 (4.5) | 60.1 (4.7) |
| 177 | 114 | 119 | 124 |
| Euro 5 | | | |

Standard and optional equipment

| | TURISMO | LUSSO | VELOCE | CLOVERLEAF |
|--|---------|---|---|------------|
| EXTERIOR EQUIPMENT | | | | |
| 404 16" Steel wheels with spoke design rims and 205/55 R16 tyres | ● | — | — | — |
| 431 16" 7 Hole design alloy wheels with 205/55 R16 tyres | ○ | — | — | — |
| 432 16" 5 Double spoke alloy wheels with 205/55 R16 tyres | ○ | ● | — | — |
| 433 17" Multi-spoke design alloy wheels with 225/45 R17 tyres | — | ○ | — | — |
| 420 17" Turbine design alloy wheels with 225/45 R17 tyres | — | ○ | ● | — |
| 439 18" 5 Hole design alloy wheels with 225/40 R18 tyres | — | — | ○ | ○ |
| 435 18" Spoke design alloy wheels with 225/40 R18 tyres | — | — | ○ | — |
| 55E 18" Spoke design alloy wheels with dark titanium finish and 225/40 R18 tyres (Standard on Cloverleaf) | — | — | — | ● |
| Space saver 17"/18" spare steel wheel | — | — | ● | ● |
| Metallic paint | ○ | ○ | ○ | ○ |
| Exclusive paint (8C Red) with satin effect wing mirrors | — | ○ | ○ | ○ |
| Solid paint | ● | ● | ● | ● |
| Special paint | ○ | ○ | ○ | ○ |
| Chrome effect window sills | — | ● | ● | ● |
| Dark tinted windows | ○ | ○ | ○ | ● |
| Headlight washer system | — | ○ | ○ | ○ |
| Bi-Xenon headlights with headlight washer system | — | ○ | ○ | ○ |
| Electrically folding wing mirrors | — | ○ | ○ | ○ |
| Rear parking sensors with multifunctional display | ○ | ● | ○ | ○ |
| Electric double sunroof | ○ | ○ | ○ | ○ |
| Sports suspension | — | — | ● | — |
| Lowered sports suspension | — | — | — | ● |
| Satin effect wing mirrors | — | — | ● | ● |
| Twin exhaust tail pipes | — | ● (only available on 2.0 JTDm-2 140 bhp and 170 bhp) | ● (only available on 2.0 JTDm-2 140 bhp and 170 bhp) | ● |
| Side skirts | — | — | ● | ● |
| Red painted brake calipers with large disc brakes | — | ○ | ○ | ● |
| Darkened headlights | — | — | ● | ● |
| Cloverleaf badges | — | — | — | ● |
| Rear spoiler | ● | ● | ● | ● |

Standard ● Optional ○ Not available —



Electric double sunroof



404 16" Steel wheels with spoke design rims and 205/55 R16 tyres (Standard on Turismo)



431 16" 7 Hole design alloy wheels with 205/55 R16 tyres (Optional on Turismo)



432 16" 5 Double spoke alloy wheels with 205/55 R16 tyres (Standard on Lusso, Optional on Turismo)



420 17" Turbine design alloy wheels with 225/45 R17 tyres (Standard on Veloce, Optional on Lusso)



433 17" Multi-spoke design alloy wheels with 225/45 R17 tyres (Optional on Lusso)



435 18" Spoke design alloy wheels with 225/40 R18 tyres (Optional on Veloce)



439 18" 5 Hole design alloy wheels with 225/40 R18 tyres (Optional on Veloce and Cloverleaf)



55E 18" Spoke design alloy wheels with dark titanium finish and 225/40 R18 tyres (Standard on Cloverleaf)

Standard and optional equipment

| | TURISMO | LUSSO | VELOCE | CLOVERLEAF |
|---|---------|-------|--------|------------|
| INTERIOR EQUIPMENT | | | | |
| Chrome Grey trim insert | • | — | — | — |
| Magnesio Grey trim insert | — | • | — | — |
| Dark brushed aluminium trim insert | — | ○ | • | • |
| Ghiaccio White trim insert | — | ○ | — | — |
| Alfa Red trim insert | — | ○ | — | — |
| Alfa Metallic Red trim insert | — | ○ | — | — |
| Sports dials with red illumination | • | — | — | — |
| Sports dials with white illumination | — | • | • | • |
| Woven leather upholstery with height adjustable passenger seat and rear armrest with storage compartment & third rear head restraint | ○ | ○ | — | — |
| Woven leather upholstery with height adjustable passenger seat, rear armrest with storage compartment & third rear head restraint, electrically adjustable, heated front seats with memory on driver's side and electric lumbar adjustment on driver and passenger seats | — | ○ | — | — |
| Sports leather upholstery with height adjustable passenger seat and rear armrest with storage compartment & third rear head restraint | — | ○ | ○ | ○ |
| Sports leather upholstery with height adjustable passenger seat, rear armrest with storage compartment & third rear head restraint, electrically adjustable, heated front seats with memory on driver's side and electric lumbar adjustment on driver and passenger seats | — | ○ | ○ | ○ |
| Leather and microfibre upholstery with electrically adjustable, heated front seats with memory on driver's side | — | — | ○ | ○ |
| Black leather steering wheel | ○ | • | — | — |
| 60/40 split folding rear seats | • | • | • | • |
| Heated front seats with height adjustable passenger seat | ○ | ○ | ○ | ○ |
| Height adjustable driver seat | • | • | • | • |
| Height adjustable passenger seat | ○ | • | • | • |
| Electric lumbar adjustment on driver's seat | — | ○ | ○ | ○ |
| Electric lumbar adjustment on driver and passenger seats with height adjustable passenger seat | — | ○ | ○ | ○ |
| Darkened interior headlining * | ○ | ○ | • | • |
| Cruise control | ○ | • | • | • |
| Manual air conditioning | • | — | — | — |
| Dual zone automatic climate control | ○ | • | • | • |
| Front armrest | ○ | • | • | • |
| Rear armrest with storage compartment and third rear headrest | ○ | ○ | ○ | ○ |

* Darkened interior headlining is only an option on Turismo and Lusso when electric double sunroof specified.

Standard • Optional ○ Not available —



Multifunction display and trip computer



Aluminium kick plates



Front armrest with storage compartment



Cruise control



Electrically adjustable heated front seats with memory on driver's side



Rear armrest with storage compartment



Dual zone automatic climate control

Standard and optional equipment

| | TURISMO | LUSSO | VELOCE | CLOVERLEAF |
|--|---------|-------|--------|------------|
| INTERIOR EQUIPMENT (CONTINUED) | | | | |
| Aluminium sports pedals | — | ○ | ● | ● |
| Aluminium kick plates | — | — | ● | ● |
| Black steering wheel with chrome grey trim inserts | ● | — | — | — |
| Black leather steering wheel with matte black inserts and remote controls | ○ | ● | — | — |
| Sports steering wheel with matte black inserts and remote controls in black leather with red stitching | — | — | ● | ● |
| Smoking Kit | ○ | ○ | ○ | ○ |

| | TURISMO | LUSSO | VELOCE | CLOVERLEAF |
|--|---------|-------|--------|------------|
| SAFETY | | | | |
| Driver airbag | ● | ● | ● | ● |
| Passenger airbag | ● | ● | ● | ● |
| Front side airbags | ● | ● | ● | ● |
| Window airbags | ● | ● | ● | ● |
| Isofix attachments for child seat protection | ● | ● | ● | ● |
| VDC (ABS + ASR + EBD + Brake Assistant) with Hill Holder | ● | ● | ● | ● |
| Alfa Romeo D.N.A. | ● | ● | ● | ● |
| Electronic Q2 | ● | ● | ● | ● |
| Space saver 16" spare wheel* | ● | ● | — | — |
| Space saver 17"/18" spare steel wheel | — | — | ● | ● |
| Visibility pack (rain, dusk & condensation sensors, AQS ⁽¹⁾ , electrochromic rear view mirror with deactivation button and tinted band on windscreen) | ○ | ● | — | ● |
| Safe lock | ● | ● | ● | ● |
| Fog lights | ○ | ● | ● | ● |

⁽¹⁾ Air Quality System

*Replace with Fix&Go puncture kit when BOSE® sound system is specified


Standard ● Optional ○ Not available —

Bi-Xenon front headlights with AFS.

The Giulietta offers the choice of brighter Bi-Xenon headlights with AFS (Automatic Frontlight System) and headlight washer system.

AFS is an integrated, state-of-the-art control system that automatically regulates the headlight beam in accordance with controls issued from the steering. More specifically, the light beam can perform a rotation proportional to the radius of curvature up to a maximum of 15° to ensure optimum visibility at all times, even when cornering.

Another feature of the Giulietta designed to offer drivers greater comfort and more safety when behind the wheel.



Seat Belt Reminder display (SBR)

Standard and optional equipment

| | TURISMO | LUSSO | VELOCE | CLOVERLEAF |
|---|---------|-------|--------|------------|
| TECHNOLOGY | | | | |
| Start&Stop technology | • | • | • | — |
| Diesel Particulate Filter (DPF) - Diesel only | • | • | • | — |
| Alarm system | ○ | • | • | • |
| My Port socket for Blue&Me™-TomTom® | ○ | ○ | ○ | ○ |
| Blue&Me™ (Bluetooth® hands-free system with voice recognition and media player with USB port and Aux-in) and steering wheel with remote controls and gear knob in leather | ○ | • | • | • |
| Radio NAV satellite navigation system with TMC PRO and 6.5" colour display with European maps on SD card | ○ | ○ | ○ | ○ |
| Hi-Fi BOSE® sound system with digital amplifier (8 speakers + 1 central + subwoofer) | ○ | ○ | ○ | ○ |

Standard • Optional ○ Not available —



Car radio with CD/MP3 player and 6 speakers



Hi-Fi BOSE® sound system with digital amplifier
(8 speakers + 1 central + subwoofer)



Steering wheel with remote controls

Blue&Me™-TomTom®.

Available towards the end of June 2011, the new improved TomTom® unit has a sleek design and additional functionality. This offers fully integrated navigation that can be used in total safety and sits in a new unique cradle.

Technical features include:

- 4.3" touch screen display
- New, more intuitive visual interface
- Integrated with Bluetooth® and steering wheel controls
- HD traffic reporting
- IQ routes comprising feedback and data from 20 million people over 5 years to give you the fastest route
- Live services including:
 - Mobile speed cameras
 - Local search with Google weather

Integrated with Blue&Me™

- Touch screen interface for using the telephone and driving information with the Car Menu function.
- Fuel efficiency, real time information for correct gear shifts and accelerator use to optimise driving style.

Functional positioning

- Blue&Me™-TomTom® fits onto a specific support in a visible, easy-to-reach position. Integrated power supply without wires or temporary solutions.



Radio navigation system with maps and pop up display.

Designed exclusively for the Giulietta, Radio NAV is an advanced multimedia system that fits perfectly into the central console. The device can be used to manage all onboard technological functions: music playback, phone calls, navigation and display of the Alfa Romeo D.N.A. system's parameters.

All in complete safety. The pop up display can be viewed from the front, without having to take your eyes off the road.



LINEACCESSORI

Consult the dedicated catalogue for information on all Lineaccessori products



Front dam and side skirts



Radiator grille with horizontal bars in Carbon Fibre



Rear spoiler in Carbon Fibre



Wing mirror covers in Carbon Fibre



Oversized twin exhaust tail pipe kit



Aluminium fuel cap with Alfa Romeo logo



Wing mirror covers in Polished Chrome



Wing mirror covers in Satin Chrome



18" 8C design alloy kit in Titan Chrome



18" diamond cut alloy kit in Opaque White



Tyre valve caps kit with Alfa Romeo logo

LINEACCESSORI



Trim insert in Profondo Blue



Profondo Blue gear knob



Trim insert in Light Aluminium



Opaque Black gear knob



Trim insert in Dark Aluminium



8C Red gear knob



Trim insert in Red



Red gear knob



Trim insert in Ghiaccio White



Ghiaccio White gear knob



Blue&Me™-TomTom®



Carbon Fibre gear knob



Roof bars



Luggage compartment organiser with accessories



Summer Freebox



Sun blind kit



alfaaccessories.com

Style, you and your Alfa.

To discover the Alfa Romeo accessories and clothing collection, visit the website alfaaccessories.com



Alfa Romeo Customer Benefits

3 YEAR ALFACARE DEALER WARRANTY

For your peace of mind, all Alfa Romeo UK cars are covered by a 3 year unlimited mileage warranty including parts, materials and labour. This comprises a 2 year unlimited mileage Manufacturer's Warranty plus an additional 1 year unlimited mileage Dealer Warranty. For full terms and conditions please refer to your Alfa Romeo Service and Warranty booklet.

8 YEAR ANTI-PERFORATION WARRANTY

Any perforation of the bodywork due to corrosion will be replaced free of charge during the first 8 years.

3 YEAR PAINTWORK WARRANTY

In the unlikely event of any paintwork defects, due to faulty materials or manufacture, we will rectify these free of charge during the first 3 years.

TRADE DESCRIPTIONS ACT 1968

Products offered for sale may differ from those described or illustrated in this price list due to later production changes in specifications, components or place of manufacture. The contents of this price list are therefore to be treated as representations as to the current availability of products as described, or as to products actually offered for sale. Alfa Romeo UK reserves the right to make changes at any time, without notice, to prices, colours, materials, equipment, specification and models and also to discontinue models.

Alfa Romeo UK is a trading name of Fiat Group Automobiles UK Ltd.

ALFA ROMEO INFORMATION AND CUSTOMER SERVICE

A freephone number (00800 2532 0000) gives you access to our dedicated information and customer service facilities, providing you with details of Alfa Romeo dealers offering additional services such as extended workshop hours, Auto Clinic and Approved Bodyshop facilities. Alfa Romeo also believes it is important to stay in contact with you and will, subject to your agreement, telephone you from time to time to ensure you are happy with your Alfa Romeo and the service you receive from your dealer.

FIXED SERVICE COSTS

All Alfa Romeo dealers operate a 'Menu Pricing' programme that guarantees fixed service and maintenance costs with no hidden extras. The price you see is the price you'll pay unless you have given your consent for further work to be carried out.

Insured products and services

The following insured products and services are provided through Alfa Romeo Financial Services*.

3 YEAR AA CONTACT ROADSIDE ASSISTANCE†

All new Alfa Romeo cars come with 3 years' AA Contact, which includes Roadside Assistance, Home Start, Relay, Relay Plus, European Cover and Accident Management.

This insured service is provided free of charge and is available 24 hours a day, throughout the year and also includes access to travel information, legal advice and technical information.

ALFA ROMEO MOTOR INSURANCE

Comprehensive car insurance at competitive premiums, with up to 65% No Claims Bonus transferable from your existing policy after five years of claim free driving.

For a quotation, either ring 0800 023 2247, or visit online through www.alfaromeo.co.uk

ALFA ROMEO CONTRACT HIRE**

If you are a company car driver with a "User Chooser" policy, very competitive quotations can be obtained through Alfa Romeo Contract Hire. Available with and without maintenance, it can also include emergency assistance, road fund licence and resale. We can even arrange for your vehicle and petrol card accounts. Contract Hire finance facilities are available subject to credit approval. Written quotations are available from Alfa Romeo Contract Hire, 240 Bath Road, Slough, Berkshire, SL1 4DX. ***

ALFA ROMEO FINANCIAL SERVICES

Who better to design a range of bespoke finance for your Alfa Romeo than Alfa Romeo? And how reassuring to know that the finance options available are as beautifully structured as the car itself. Alfa Romeo Financial Services has been created to meet the demands of the discerning Alfa Romeo driver - and as you'd expect, it offers more in every sense. Whether you are a business or a private customer, your Alfa Romeo dealer can show you examples of payment plans on computer to help you to choose the option that best suits your finances. You'll find the rates on a variety of options very competitive, including Alfa Romeo Preferenza, Hire Purchase, Lease Purchase or Finance Leasing. We can also offer you insurance that protects you against the possibility of not being able to meet your payments or in the event of your vehicle being stolen or written off. Beautiful cars, beautifully financed - what could be more fitting?

Written quotations are available from Alfa Romeo Financial Services, 240 Bath Road, Slough, Berkshire, SL1 4DX. ***

† The AA support service and the third year dealer warranty are only applicable to UK vehicles sourced from Alfa Romeo UK.

* Alfa Romeo Financial Services is a trading style of FGA Capital UK Limited. FGA Capital UK Limited is authorised and regulated by the Financial Services Authority for General Insurance.

**Alfa Romeo Contract Hire is a trading style of FGA Contracts UK Limited which is an appointed representative of FGA Capital UK Limited.


*** Credit available to anyone aged 18 or over, subject to status. A guarantee and/or indemnity may be required.



STUNNING. Be bold; stand out from the crowd, confident in your personal style. **INDIVIDUAL.** Discover new horizons in your own way, at your own pace. **WELCOMING.** A STYLISH PERSONAL SPACE, your haven from the outside world. **AGILE.** Feel how intuitive control translates your every thought into movement, precisely. **STRONG.** RELAX: the latest generation of safety technology is there to protect you and your passengers. **THRILLING.** Performance to make your heart race, with advanced technology that cuts emissions and consumption. **ALFA ROMEO GIULIETTA. TOMORROW'S ALFA, TODAY.**

Exterior colours

Special paint




296
Ghiaccio White (opt 5B2)




289
Alfa Red (opt 5B2)

Solid paint



601
Black

Exclusive paint




134
8C Red (opt 270)

Metallic paint



805
Etna Black (opt 58B)

Metallic paint



620
Alfa Silver (opt 210)



318
Magnesio Grey (opt 210)



319
Antracite Grey (opt 210)



466
Profondo Blue (opt 210)



106
Alfa Metallic Red (opt 5DT)

TRIMS

TURISMO

- Alfa code immobiliser
- 6 Airbags - Driver, passenger, front side & window
- Front airbag deactivation on passenger's side
- Isofix attachments for child seat protection
- VDC (ABS + ASR + EBD + Brake Assistant) with Hill Holder
- Alfa Romeo D.N.A. (Vehicle's dynamic control switch)
- Electronic Q2
- Multifunctional display and trip computer
- LED daytime running lights
- Rear cluster LED lights
- Diesel Particulate Filter (DPF) - Diesel only
- Start&Stop technology*
- Electronic key with remote central locking and boot release
- Safe lock
- Manual air conditioning
- Front and rear electric windows
- Electrically heated and adjustable wing mirrors
- Steering wheel with chrome grey inserts
- Sports dials with red illumination
- Chrome grey trim inserts
- Sprint cloth upholstery
- Height adjustable driver seat
- 60/40 split folding rear seats
- Car radio with CD/MP3 player and 6 speakers
- Bumpers and wing mirror in body colour
- Rear spoiler
- 16" Steel wheels with spoke design rims and 205/55 R16 tyres
- Space saver 16" spare steel wheel**

LUSSO

As Alfa Giulietta Turismo plus:

- Alarm system
- Rear parking sensors
- Fog lights
- Chrome effect window sills
- Sports dials with white illumination
- Gear knob and steering wheel with remote controls & matte black inserts in leather
- Cruise control
- Front armrest with storage compartment
- Storage pockets behind front seats
- Blue&Me™ (Bluetooth® hands-free system with voice recognition and media player with USB port and Aux-in)
- Dual zone automatic climate control
- Magnesio grey trim inserts
- Competizione cloth upholstery
- Height adjustable passenger seat
- Visibility pack (rain, dusk & condensation sensors, AQS***, electrochromic rear view mirror with deactivation button and tinted band on windscreen)
- 16" 5 Double spoke alloy wheels with 205/55 R16 tyres

- * Not available on Cloverleaf
- ** Replaced with Fix&Go puncture kit when BOSE® sound system is specified
- *** Air Quality System

VELOCE

As Alfa Giulietta Turismo plus:

- Alarm system
- Darkened headlights
- Fog lights
- Chrome effect window sills
- Satin effect wing mirrors
- Side skirts
- Sports suspension
- Darkened interior headlining
- Aluminium kick plates
- Aluminium sports pedals
- Dark brushed aluminium trim inserts
- Sports dials with white illumination
- Sports gear knob and steering wheel with remote controls & matte black inserts in leather with red stitching
- Cruise control
- Front armrest with storage compartment
- Storage pockets behind front seats
- Blue&Me™ (Bluetooth® hands-free system with voice recognition and media player with USB port and Aux-in)
- Dual zone automatic climate control
- Leather and microfibre upholstery
- 17" Turbine design alloy wheels with 225/45 R17 tyres
- Space saver 17"/18" spare steel wheel

CLOVERLEAF

As Alfa Giulietta Veloce plus

- Dark tinted windows
- Cloverleaf badges
- Red brake calipers
- Lowered sports suspension
- Visibility pack (rain, dusk & condensation sensors, AQS***, electrochromic rear view mirror with deactivation button and tinted band on windscreen)
- Heated washer jets with additional heater
- 18" Spoke design alloy wheels with dark titanium finish and 225/40 R18 tyres

Upholstery

Sprint cloth




298
Black

Competizione cloth




168
Black




125
Black/Grey


Leather




423 - 923
Black sports leather with Red stitching



401 - 901
Red sports leather with Red stitching




402 - 408
Black woven leather



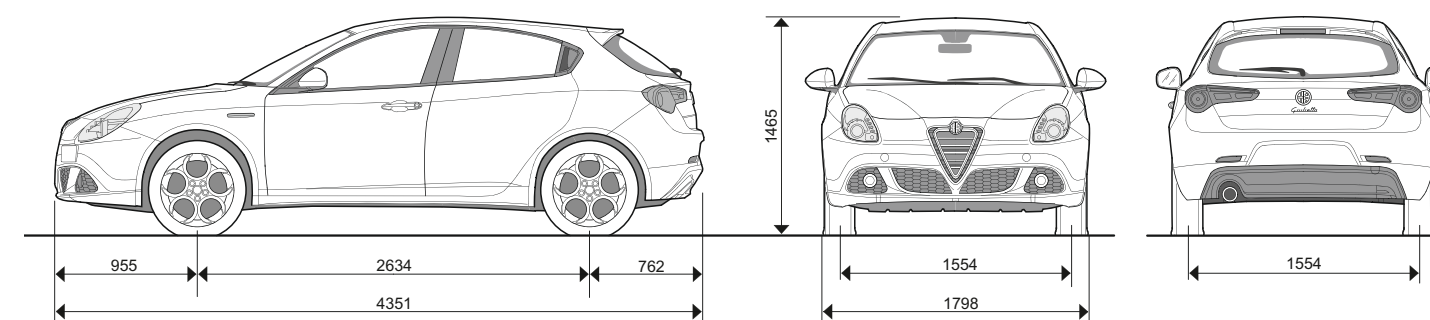
495 - 465
Natural woven leather

Leather and microfibre



323
Black with red stitching

Dimensions



| Length (mm) | Width (mm) | Height (mm) | Wheelbase (mm) | Luggage capacity (litres) | Doors |
|-------------|------------|-------------|----------------|---------------------------|-------|
| 4350 | 1798 | 1465 | 2634 | 350 | 5 |