






































































































































 = STANDARD  = OPTIONAL  = NOT APPLICABLE

[Collapse All](#)

	Base	LX	EX	EX V6
ENGINE & TRANSMISSION				
Engine Type: 2.4L I4, Aluminum Block and Heads				
Engine Type: 3.5L V6, Aluminum Block and Heads				
Valve Gear: DOHC w/Dual CVVT				
Displacement: 2,359 cc				
Displacement: 3,470 cc				
Compression Ratio: 10.5:1				
Compression Ratio: 10.6:1				
Horsepower (SAE net): 175 hp @ 6,000 rpm				
Horsepower (SAE net): 276 hp @ 6,300 rpm				
Torque (SAE net): 169 ft. lbs. @ 3,750				
Torque (SAE net): 246 ft. lbs. @ 5,000				
Transmission: 6-Speed Manual, Overdrive				
Transmission: Electronically Controlled 6-Speed Automatic, Overdrive w/ Sportmatic®				
Full-Time AWD w/Lockable Center Differential				
EPA FUEL ECONOMY				
Estimated MPG (City/Hwy)	20/27	21/29	21/29	20/26
Estimated MPG (City/Hwy) (AWD)		21/27	21/27	19/25
Fuel Tank Capacity (Gallons)	18.0	18.8	18.0	18.0
EXTERIOR DIMENSIONS				
Wheelbase: 106.3 in.				
Track (Front/Rear): 63.7/63.8 inches				
Length: 183.9 in.				
Width: 74.2 in.				
Height: 67.3 in.				
Height: 68.7 in. (w/Roof Rack)				
Height: 69.1 in. (w/Roof Rack and Sunroof)				
Ground Clearance: 7.5 in.				
Approach Angle: 25.1 degrees				
Departure Angle: 23.1 degrees				
INTERIOR DIMENSIONS				
Headroom (Front/Middle/Rear): 39.2/38.2/36.6 inches				
Shoulder Room (Front/Middle/Rear): 50.3/55.7/53.8 inches				
Legroom (Front/Middle/Rear): 41.3/37.6/31.3 inches				
Hip Room (Front/Middle/Rear): 56.3/55.9/44.4 inches				
Passenger (SAE) Volume: 142.5 cu. ft. (5 Seats) & 149.4 cu. ft. (7 Seats)				
Passenger (SAE) Volume (Front/Middle/Rear): 55.5/50.0/34.7 cu. ft.				
Cargo Volume: 9.1 cu. ft. (All Rows Up)				
Cargo Volume: 37.0 cu. ft. (2nd Row Down)				
Cargo Volume: 73.5 cu. ft. (All Rows Down)				

Cargo Volume: 72.3 cu. ft. (49.0 with 2nd row folded down)

CURB WEIGHT

6-Speed Manual	3763 LBS			
6-Speed Automatic		3796 LBS	3796 LBS	3896 LBS
6-Speed Automatic (AWD)		3929 LBS	3929 LBS	TBD

TOWING CAPACITIES

Towing Capacity	1600 LBS	1600 LBS	1600 LBS	3500 LBS
-----------------	----------	----------	----------	----------

BODY & CHASSIS

Layout: Front Engine, Front Wheel Drive or Full-time All Wheel Drive	<input checked="" type="checkbox"/>	<input checked="" type="checkbox"/>	<input checked="" type="checkbox"/>	<input checked="" type="checkbox"/>
Body Type: Steel Unibody	<input checked="" type="checkbox"/>	<input checked="" type="checkbox"/>	<input checked="" type="checkbox"/>	<input checked="" type="checkbox"/>
Front Suspension: Independent MacPherson Struts, Coil Springs and Stabilizer Bar	<input checked="" type="checkbox"/>	<input checked="" type="checkbox"/>	<input checked="" type="checkbox"/>	<input checked="" type="checkbox"/>
Rear Suspension: Independent, Multi-Link, Stabilizer Bar	<input checked="" type="checkbox"/>	<input checked="" type="checkbox"/>	<input checked="" type="checkbox"/>	<input checked="" type="checkbox"/>
Steering: Hydraulic Power Assisted Rack-and-Pinion	<input checked="" type="checkbox"/>	<input checked="" type="checkbox"/>	<input checked="" type="checkbox"/>	<input checked="" type="checkbox"/>
Turns, Lock-to-Lock: 3.02	<input checked="" type="checkbox"/>	<input checked="" type="checkbox"/>	<input checked="" type="checkbox"/>	<input checked="" type="checkbox"/>
Turning Circle, Curb-to-Curb: 35.7 ft.	<input checked="" type="checkbox"/>	<input checked="" type="checkbox"/>	<input checked="" type="checkbox"/>	<input checked="" type="checkbox"/>

BRAKES

Brake Type: Power-Assisted Braking System	<input checked="" type="checkbox"/>	<input checked="" type="checkbox"/>	<input checked="" type="checkbox"/>	<input checked="" type="checkbox"/>
Front: 11.8" Ventilated Discs	<input checked="" type="checkbox"/>	<input checked="" type="checkbox"/>	<input checked="" type="checkbox"/>	<input checked="" type="checkbox"/>
Rear: 11.9" Solid Discs	<input checked="" type="checkbox"/>	<input checked="" type="checkbox"/>	<input checked="" type="checkbox"/>	<input checked="" type="checkbox"/>

TIRES

Size: 235/65R17	<input checked="" type="checkbox"/>	<input checked="" type="checkbox"/>	<input type="checkbox"/>	<input type="checkbox"/>
Size: 235/60R18	<input type="checkbox"/>	<input type="checkbox"/>	<input checked="" type="checkbox"/>	<input checked="" type="checkbox"/>



2011 Kia Sorento SPECIFICATIONS

DISCLAIMER

Kia Motors America reserves the right to make changes at any time without notice, and without incurring any obligations as to colors, materials, specifications, features, options, accessories, and packages. Some vehicles shown may include optional equipment. Kia Motors America, by the publications and dissemination of this web site, does not create any warranties, express or implied, to any Kia product. See dealer for details.