





























































 = STANDARD  = OPTIONAL  = NOT APPLICABLE

[Collapse All](#)

	2.4L I4	2.7L V6
<b>ENGINE &amp; TRANSMISSION</b>		
Engine Type: 4 Cylinder, Aluminum Block and Heads		
Engine Type: V6, Aluminum Block and Heads		
Valve Gear: DOHC, 4 Valves per Cylinder		
Displacement: 2,359 cc		
Displacement: 2,656 cc		
Compression ratio: 10.5:1		
Compression ratio: 10.4:1		
Horsepower (SAE net): 175 hp @ 6,000 rpm		
Horsepower (SAE net): 192 hp @ 6,000 rpm		
Torque (SAE net): 169 ft. lbs. @ 4,000 rpm		
Torque (SAE net): 184 ft. lbs. @ 4,000 rpm		
Transmission: 4-Speed Automatic, Overdrive		
Transmission: 5-Speed Automatic, Overdrive		
<b>EPA FUEL ECONOMY</b>		
Estimated MPG (City/Hwy)	20/27	18/26
Fuel Tank Capacity (Gallons)	15.8	15.8
<b>EXTERIOR DIMENSIONS</b>		
Wheelbase: 106.3 in.		
Track (Front/Rear): 62.0/61.8 inches		
Length: 179 in.		
Width: 71.7 in.		
Height: 65/67.7 inches (w/Roof Rack)		
Ground Clearance: 6.1 in.		
<b>INTERIOR DIMENSIONS</b>		
Hoodroom (Front/Middle/Rear): 41.6/46.2/35.1 inches		
Legroom (Front/Middle/Rear): 41.3/38.2/31.3 inches		
Hip Room (Front/Middle/Rear): 54.6/53.9/40.3 inches		
Passenger Volume (5 Seat): 107.8 cu. ft.		
Cargo Volume (Behind 2nd Row): 31.7 cu. ft. (5 Seat)		
Cargo Volume (Behind 3rd Row): 6.5 cu. ft. (7 Seat)		
<b>CURB WEIGHT</b>		
5 Seat	3,333 LBS	3,443 LBS
7 Seat	3,399 LBS	3,511 LBS
<b>BODY &amp; CHASSIS</b>		
Layout: Front Engine, Front 2WD		
Body Type: Steel Unibody		
Front Suspension: Independent, MacPherson Struts, Coil Springs, Anti-Roll Bar		
Rear Suspension: Independent, Multi-Link, Coil Springs, Anti-Roll Bar		
Steering: Rack-and-Pinion, Power Assisted		

Turns, Lock-to-Lock: 2.85 (16" Wheel)	<input checked="" type="checkbox"/>	<input type="checkbox"/>
Turns, Lock-to-Lock: 2.77 (17" Wheel)	<input type="checkbox"/>	<input checked="" type="checkbox"/>
Turning Diameter, Curb-to-Curb: 35.4 ft. (Base & LX)	<input checked="" type="checkbox"/>	<input checked="" type="checkbox"/>
Turning Diameter, Curb-to-Curb: 36.1 ft. (EX)	<input type="checkbox"/>	<input checked="" type="checkbox"/>
<b>BRAKES</b>		
Brake Type: Hydraulic, Power-Assisted Vacuum (ABS Standard)	<input checked="" type="checkbox"/>	<input checked="" type="checkbox"/>
Front: 11.0" Vented Discs	<input checked="" type="checkbox"/>	<input checked="" type="checkbox"/>
Rear: 10.8" Solid Discs	<input checked="" type="checkbox"/>	<input checked="" type="checkbox"/>
<b>TIRES</b>		
Size: 205/60R16	<input checked="" type="checkbox"/>	<input type="checkbox"/>
Size: 225/60R17	<input type="checkbox"/>	<input checked="" type="checkbox"/>



# 2009 Kia Rondo SPECIFICATIONS

## DISCLAIMER

Kia Motors America reserves the right to make changes at any time without notice, and without incurring any obligations as to colors, materials, specifications, features, options, accessories, and packages. Some vehicles shown may include optional equipment. Kia Motors America, by the publications and dissemination of this web site, does not create any warranties, express or implied, to any Kia product. See dealer for details.