

■ Standard equipment □ Optional equipment — Not available

Safety	2.0i	2.5si	3.0si	2.0d	3.0d	3.0sd
Active headrests	■	■	■	■	■	■
Airbags:	■	■	■	■	■	■
– Driver and front passenger airbags, seat occupation detector for front passenger airbag	■	■	■	■	■	■
– Front-to-rear head airbags	■	■	■	■	■	■
– Side airbags for driver and front passenger	■	■	■	■	■	■
– Side airbags for rear passengers	□	□	□	□	□	□
Anti-lock brake system (ABS)	■	■	■	■	■	■
Brake-Force Display	■	■	■	■	■	■
Brakes:						
– Disc brakes in the front, inner-vented	■	■	■	■	■	■
– Disc brakes in the rear, outer-vented	■	■	■	■	■	■
– Raised third brake light integrated into roof spoiler	■	■	■	■	■	■
Central locking with electronic immobiliser, crash sensor; fuel tank filler flap integrated in central locking as well as remote control	■	■	■	■	■	■
Child seat fastening in the back seat, ISOFIX , for the outer back seats	■	■	■	■	■	■
Child seat fastening in the front passenger seat, ISOFIX	□	□	□	□	□	□
Dynamic Stability Control (DSC, DTC incl. brake assistant) with additional functions	■	■	■	■	■	■
Rollover sensor	■	■	■	■	■	■
Safety battery terminal clamp	■	■	■	■	■	■
Safety belts:						
– Ergonomic belt system in the rear with three-point belts on all seats, with integrated belt catch	■	■	■	■	■	■
– Inertia-reel seat belts in the front with pyrotechnical belt latch tensioner and belt force governor	■	■	■	■	■	■
Safety bodysHELL:						
– Bumpers with aluminium impact absorbers in the front and steel impact absorbers in the rear, fully regenerating from impacts of up to 4 km/h, deformation units at the front absorbing impacts of up to 15 km/h	■	■	■	■	■	■
– Integrated side impact protection in the doors	■	■	■	■	■	■

Exterior design	2.0i	2.5si	3.0si	2.0d	3.0d	3.0sd
Aluminium running boards	□	□	□	□	□	□
Bumpers partly in body colour	■	■	■	■	■	■
Chrome Line Exterior (incl. lower window recess finishers)	–	■	■	–	■	■
Corrosion protection , with partial hot galvanisation, phosphating and cathodic dip bath, preservation of hollow cavities, underfloor protection	■	■	■	■	■	■
Exterior mirrors , heated, electrically folding, automatic anti-dazzle function and automatic anti-dazzle rear view mirror	□	□	□	□	□	□
Exterior mirrors in body colour, electrically adjustable, aspheric design, heated	■	■	■	■	■	■
Exterior parts in body colour (outside door handles, drip moulding, roof mouldings)	■	■	■	■	■	■
Metallic paintwork	□	□	□	□	□	□
Model, designation, deletion (no extra charge)	□	□	□	□	□	□
Ornamental front grille with chrome surround	■	■	■	■	■	■
Rear window wiper	■	■	■	■	■	■
Roof railing	□	□	□	□	□	□
Roof spoiler in body colour	■	■	■	■	■	■
Satin Chrome , high-gloss	□	□	□	□	□	□
Tailgate with low loading sill	■	■	■	■	■	■
White direction indicator lights	■	■	■	■	■	■
Windscreen with green shade band	□	□	□	□	□	□

■ Standard equipment □ Optional equipment — Not available

Equipment packages	2.0i	2.5si	3.0si	2.0d	3.0d	3.0sd
Comfort Package Plus , [incl. light-alloy wheels star-spoke 204 (3.0sd: light-alloy wheels double-spoke 205), automatic air conditioning, leather steering wheel with multifunction, Radio BMW Business CD, PDC, rain sensor, Servotronic, storage compartment package, skibag, interior mirror with automatic anti-glare function, climate comfort windscreen, HiFi loudspeaker system]	□	□	□	□	□	□
Courtesy lights package (illuminated vanity mirrors, reading lights in the front and rear as well as footwell lights in the front)	□	□	■	□	■	■
Lights package (incl. exterior mirror lights, exit lights in all doors, footwell lighting; in addition vanity mirrors and reading lights at the rear for 2.0i and 2.0d)	□	□	□	□	□	□
M sports package (incl. such features as M aerodynamic kit, sports suspension, light-alloy wheels double-spoke 192 M with mixed tyres, sports seats for driver and passenger, M leather steering wheel with multifunction buttons, high-gloss Satin Chrome, roofliner in Anthracite, M entry strips)	□	□	□	□	□	□
Smokers package (no extra charge)	□	□	□	□	□	□

Wheels and tyres	2.0i	2.5si	3.0si	2.0d	3.0d	3.0sd
Run-flat Indicator	■	■	■	■	■	■
Spare wheel for emergencies	■	■	■	■	■	■
Wheels:						
– Light-alloy wheels ellipsoid styling 109, 17"	■	–	–	■	–	–
– Light-alloy wheels double-spoke 148, 17"	□	■	■	□	■	–
– Light-alloy wheels double-spoke 112, 17"	□	□	□	□	□	–
– Light-alloy wheels star-spoke 204, 17"	□	□	□	□	□	–
– Light-alloy wheels double-spoke 205, 18"	□	□	□	□	□	■
– Light-alloy wheels star-spoke 143, 18"	□	□	□	□	□	□
– Light-alloy wheels V-Spoke 206 with mixed tyres, 18"	□	□	□	□	□	□
– M light-alloy wheels Y-Spoke 191 M with mixed tyres, 19"	□	□	□	□	□	□

Interior design	2.0i	2.5si	3.0si	2.0d	3.0d	3.0sd
Floor mats in velour	■	■	■	■	■	■
Interior trim:						
– Brushed Aluminium, fine-grain	□	□	□	□	□	■
– Fine wood trim Ash grain	□	□	□	□	□	□
– Fine wood trim Poplar grain, light	□	□	□	□	□	□
– Fine wood trim Poplar grain, grey	□	□	□	□	□	□
– Titanium light	■	■	■	■	■	–
Upholstery:						
– Cloth/leather combination	□	□	□	□	□	□
– Nevada leather	□	□	□	□	□	□
– Sensatec	□	□	□	□	□	□
– Twill cloth	■	■	■	■	■	■

Transmission and technology	2.0i	2.5si	3.0si	2.0d	3.0d	3.0sd
4-cylinder in-line diesel engine with four-valve technology	–	–	–	■	–	–
4-cylinder in-line petrol engine with four-valve technology	■	–	–	–	–	–
6-cylinder in-line diesel engine with four-valve technology	–	–	–	–	■	■
6-cylinder in-line petrol engine with four-valve technology	–	■	■	–	–	–
6-speed automatic transmission with Steptronic	–	□	□	□	□	■

■ Standard equipment □ Optional equipment — Not available

Transmission and technology	2.0i	2.5si	3.0si	2.0d	3.0d	3.0sd
6-speed manual transmission	■	■	■	■	■	—
Anti-roll bar front and rear	■	■	■	■	■	■
Automatic Differential Brake (ADB-X)	■	■	■	■	■	■
Central-arm rear axle	■	■	■	■	■	■
Common Rail technology	—	—	—	■	■	■
Cylinder-specific knock control	■	■	■	—	—	—
Diesel particle filter	—	—	—	■	■	■
Digital Diesel Electronics (DDE)	—	—	—	■	■	■
Digital Motor Electronics (DME)	■	■	■	—	—	—
Double-joint spring strut front axle	■	■	■	■	■	■
Double-VANOS	■	■	■	—	—	—
Emission standard EU4	■	■	■	■	■	■
Exhaust tailpipe, single	■	—	—	■	—	—
Exhaust tailpipes, twin chrome pipes	—	■	■	—	■	■
Fuel filter, heated	—	—	—	■	■	■
Hill Descent Control (HDC)	■	■	■	■	■	■
Intake Manifold with variable resonance induction system	■	■	■	—	—	—
Intercooler	—	—	—	■	■	■
Light-alloy engine block and cylinder head	■	■	■	■	—	—
Oxidizing converter	—	—	—	■	■	■
Park Distance Control (PDC), front and rear	□	□	□	□	□	□
Power steering	■	■	■	■	■	■
Servotronic	□	□	□	□	□	□
Sports suspension without vehicle lowering	□	□	□	□	□	□
Three-way catalytic converter, heated oxygen sensor, activated carbon filter, fully controlled tank purge	■	■	■	—	—	—
Valvetronic	■	■	■	—	—	—
Variable Twin Turbo	—	—	—	—	—	■
xDrive (all-wheel drive system with variable torque distribution)	■	■	■	■	■	■

Light and sight	2.0i	2.5si	3.0si	2.0d	3.0d	3.0sd
Adaptive Headlights, with automatic headlight range control (only in combination with Xenon headlights)	□	□	□	□	□	□
Courtesy lights, front centre	■	■	■	■	■	■
Courtesy lights with automatic function and soft on/off dimming	■	■	■	■	■	■
Fog lights with free-form reflector, incl. heated exterior mirrors	■	■	■	■	■	■
Footwell lights, front	□	□	■	□	■	■
Headlight washing system	□	□	□	□	□	□
High-beam and low-beam free-form headlights	■	■	■	■	■	■
Illumination of centre console	■	■	■	■	■	■
Interior mirror with automatic anti-glare function, incl. courtesy lights package	□	□	□	□	□	□
Luggage compartment light in the tailgate	■	■	■	■	■	■
Luggage compartment lights left/right	■	■	■	■	■	■
Rain sensor incl. automatic headlights control	□	□	□	□	□	■
Xenon headlights for low and high beam, incl. automatic headlight range control	□	□	□	□	□	□

■ Standard equipment □ Optional equipment — Not available

Interior	2.0i	2.5si	3.0si	2.0d	3.0d	3.0sd
Air conditioning (incl. microfilter)	■	■	■	■	■	—
Automatic air conditioning (incl. AAR and solar sensor)	□	□	□	□	□	■
Centre armrest in the rear (incl. two cupholders and storage compartment) and integrated head rest	■	■	■	■	■	■
Climate comfort windscreen	□	□	□	□	□	□
Cupholders , front and rear (two each)	■	■	■	■	■	■
Digital clock	■	■	■	■	■	■
Follow-Me-Home function	■	■	■	■	■	■
Glove compartment , lockable and illuminated	■	■	■	■	■	■
Heat-insulating glass, green , windscreen and side windows	■	■	■	■	■	■
Instrument panel with round speedometer and rpm dials , fuel gauge and coolant temperature gauge	■	■	■	■	■	■
“LIGHTS ON” warning	■	■	■	■	■	■
Load area cover	■	■	■	■	■	■
Luggage compartment partition net	■	■	■	■	■	■
Map pocket in door trim panel, front and rear	■	■	■	■	■	■
Panorama glass roof , electric, with slide and lift function	□	□	□	□	□	□
Roofliner in anthracite	□	□	□	□	□	□
Seats/seat comfort:						
– Comfort seats for driver and front passenger	□	□	□	□	□	□
– Electric seat adjustment, with memory function for driver’s seat	□	□	□	□	□	■
– Lumbar support for driver and front passenger seat	□	□	□	□	□	□
– Rear seat bench, 60:40 split/folding	■	■	■	■	■	■
– Seat heating for driver and front passenger seat	□	□	□	□	□	□
– Sports seats for driver and front passenger	□	□	□	□	□	□
– Standard seats, manual seat adjustment	■	■	■	■	■	—
Steering wheels:						
– 3-spoke leather steering wheel, gear lever knob and handbrake lever grip in leather	□	□	■	□	■	■
– 3-spoke steering wheel	■	■	—	■	—	—
– Leather sports steering wheel, incl. multifunction	□	□	□	□	□	□
– M leather steering wheel	□	□	□	□	□	□
– Multifunction for steering wheel incl. cruise control	□	□	□	□	□	■
– Steering column adjustment, manual with vertical and horizontal function	■	■	■	■	■	■
– Steering wheel heating	□	□	□	□	□	□
Sun protection glazing	□	□	□	□	□	□
Vanity mirror with slide covers for driver and front passenger	■	■	■	■	■	■
Window lifts, electric , incl. open/close fingertip control, front and rear	■	■	■	■	■	■

■ Standard equipment □ Optional equipment — Not available

Comfort and interior equipment	2.0i	2.5si	3.0si	2.0d	3.0d	3.0sd
Adaptive restraint system (available in combination with storage compartment package)	□	□	□	□	□	□
Alarm system with remote control	□	□	□	□	□	□
Armrest in the front, folding	□	□	■	□	■	■
Car/Key Memory	■	■	■	■	■	■
Emergency boot lock release	■	■	■	■	■	■
Luggage compartment with textile lining , load capacity 480 to 1,560 litres	■	■	■	■	■	■
Power sockets (12 V) at rear of centre console and in luggage compartment	■	■	■	■	■	■
Ski bag	□	□	□	□	□	□
Storage compartment in centre armrest in the rear	■	■	■	■	■	■
Storage compartment in centre console at the front, in dashboard (not in combination with navigation system Professional), as well as all doors	■	■	■	■	■	■
Storage compartment in luggage compartment trim right	■	■	■	■	■	■
Storage compartment package (incl. front armrest; luggage nets on the backs of the front seats, below centre console [passenger's side] and on the left side of the luggage compartment; reversible luggage compartment floor; parcel rails with four fastening eyelets on luggage compartment floor)	□	□	□	□	□	□
Tools under storage floor	■	■	■	■	■	■
Trailer tow hitch with removable ball head (incl. trailer stability control)	□	□	□	□	□	□
Trailer stability control (in combination with tow hitch)	□	□	□	□	□	□
Warning triangle and first-aid kit	■	■	■	■	■	■

Entertainment, communication and information	2.0i	2.5si	3.0si	2.0d	3.0d	3.0sd
Navigation system*:						
– Business, with LC display, DVD-compatible, incl. Radio BMW Business (without audio drive)	□	□	□	□	□	□
– Professional, with 16:9 colour screen, DVD-compatible, incl. Radio BMW Business CD with MP3 decoder	□	□	□	□	□	□
– Professional, with integrated Bluetooth mobile phone preparation (incl. BMW Assist* and BMW Online*) and MP3 decoder	□	□	□	□	□	□
– TV function for analogue and digital (DVB-T) reception	□	□	□	□	□	□
On-board computer (incl. Check Control)	■	■	■	■	■	■
Radio / Audio:						
– AUX-IN connection	■	■	■	■	■	■
– 6-disc CD changer, in centre console, incl. MP3 decoder	□	□	□	□	□	□
– HiFi loudspeaker system	□	□	□	□	□	□
– HiFi system Professional	□	□	□	□	□	□
– Radio BMW Business CD, incl. MP3 decoder	□	□	□	□	□	□
– Radio BMW CD	■	■	■	■	■	■
Telephone: Preparation for mobile phone with Bluetooth, incl. BMW Assist*	□	□	□	□	□	□

* Not available in all countries. Please consult your BMW partner.

■ Standard equipment □ Optional equipment — Not available

Weight		2.0i	2.5si	3.0si	2.0d	3.0d	3.0sd⁹
Unladen EU ¹	kg	1730	1805[1830]	1815[1840]	1815[1825]	1880[1885]	1950
Max. permissible	kg	2200	2260[2300]	2260[2300]	2265	2350[2355]	2385
Permitted load	kg	545	530[545]	520[535]	525[515]	545	510
Permitted axle load, front/rear	kg	1050/1235	1100/1260	1100/1260	1080/1260	1150/1260	1177/1284
Permitted roof load	kg	75	75	75	75	75	75
Permitted trailer load, unbraked ²	kg	720	720	720	720	750	750
Permitted trailer load, braked, max 12% gradient ²	kg	1600	1800	2000	1800[2000]	2000	2000
Permitted trailer load, braked, max 8% gradient ²	kg	1600	1800	2000	1800[2000]	2000	2000
Permitted towbar download	kg	80	80	80	80	80	80

Engine³		2.0i	2.5si	3.0si	2.0d	3.0d	3.0sd⁹
Cylinders/valves		4/4	6/4	6/4	4/4	6/4	6/4
Capacity	cc	1995	2497	2996	1995	2993	2993
Stroke/bore	mm	90.0/84.0	78.8/82.0	88.0/85.0	90.0/84.0	90.0/84.0	90.0/84.0
Max. output	kW/rpm	110/6200	160/6500	200/6650	130/4000	160/4000	210/4400
	(hp/rpm)	(150/6200)	(218/6500)	(272/6650)	(177/4000)	(218/4000)	(286/4400)
Max. torque	Nm/rpm	200/3750	250/2750–4250	315/2750	350/1750–3000	500/1750–2750	580/1750–2250
Compression ratio	:1	10.5	11.0	10.7	16.0	17.0	17.0

Transmission		2.0i	2.5si	3.0si	2.0d	3.0d	3.0sd⁹
Standard transmission ratio	I/II :1	4.35/2.50	4.35/2.50	4.35/2.50	5.14/2.83	5.08/2.80	4.17/2.34
	III/IV :1	1.67/1.23	1.66/1.23	1.66/1.23	1.80/1.26	1.78/1.26	1.52/1.14
	V/VI/R :1	1.0/0.85/3.93	1.0/0.85/3.93	1.0/0.85/3.93	1.0/0.83/4.64	1.0/0.83/4.61	0.870/0.69/3.40
Final drive ratio	:1	4.10	3.91	3.73	3.07	2.93	3.23

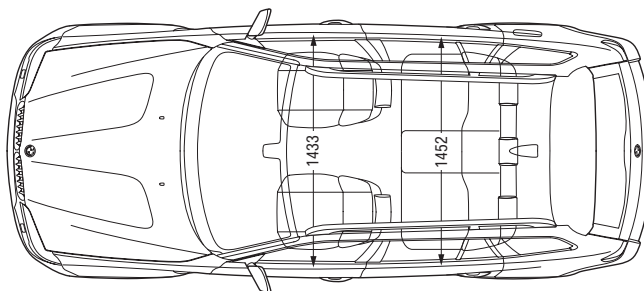
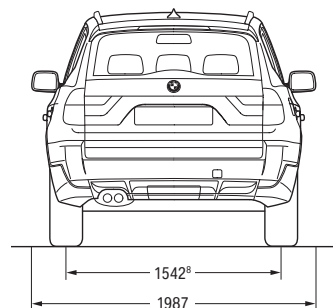
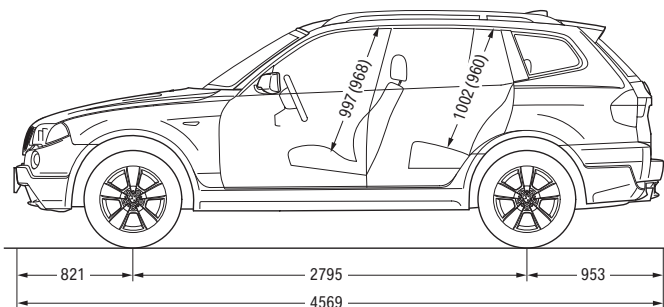

Performance		2.0i	2.5si	3.0si	2.0d	3.0d	3.0sd⁹
Top speed	km/h	198	210/221 ⁵ [210/220 ⁶]	210/232 ⁵ [210/228 ⁶]	206[205]	210/220 ⁵ [210/220 ⁶]	240
Acceleration 0–100 km/h	sec	11.5	8.5 [8.9]	7.2 [7.5]	8.9 [9.2]	7.4 [7.7]	6.4
Acceleration 80–120 km/h in 4th/5th gear (with standard transmission)	sec	10.9/13.9	8.5/10.9	7.3/8.9	7.6/9.2	5.7/6.9	–/–

Fuel consumption^{3,4}		2.0i	2.5si	3.0si	2.0d	3.0d	3.0sd⁹
Urban	l/100 km	12.6	12.8 [13.1]	13.4 [13.3]	8.2 [8.3]	9.7 [9.9]	9.7
Extra-urban	l/100 km	6.9	7.3 [7.4]	7.3 [7.6]	5.5 [5.8]	6.0 [6.4]	6.7
Combined	l/100 km	9.0	9.3 [9.5]	9.5 [9.7]	6.5 [6.7]	7.4 [7.7]	7.8
CO ₂ emissions	g/km	215	224 [228]	229 [233]	172 [178]	196 [206]	208
Tank capacity approx.	l	67	67	67	67	67	67

Wheels		2.0i	2.5si	3.0si	2.0d	3.0d	3.0sd⁹
Tyre dimensions		235/55 R 17 H	235/55 R 17 H	235/55 R 17 H	235/55 R 17 H	235/55 R 17 H	235/50 R 18 V
Wheel dimensions		8 J x 17	8 J x 17	8 J x 17	8 J x 17	8 J x 17	8 J x 18
Material		light-alloy	light-alloy	light-alloy	light-alloy	light-alloy	light-alloy

See next page for footnotes.

Electrical system		2.0i	2.5si	3.0si	2.0d	3.0d	3.0sd ⁹
Battery capacity	Ah	55	70	70	80	90	90
Alternator output	A	110	150	150	180	150	150
	W	1540	2100	2100	2520	2100	2100



All dimensions in the technical drawings are given in millimetres. Luggage capacity from 480 to 1.560 l (VDA measurement).

¹ Figures are based on a 90% tank filling, driver's weight of 68kg and 7kg of luggage. Curb weight applies to vehicles with standard equipment. Optional extras may increase these figures.

² The overall weight of the trailer may not exceed the maximum permissible trailer load plus the maximum permissible towbar download.

³ The petrol engine is designed for RON 98 fuel. It may be run on RON 91 fuel with a possible decrease in engine output.

⁴ All BMW X3 engines comply with EU 4 emissions standards. Fuel consumption is determined according to the ECE combined driving cycle in which approx. one third of the distance covered is in urban traffic and two thirds are extra urban driving. CO₂ emission is measured in addition to fuel consumption.

⁵ In conjunction with optional M sports package or the light-alloy wheels double-spoke 205, star-spoke 143, V-spoke 206 and Y-spoke 191 M available on demand.

⁶ Height incl. aerial.

⁷ Track width at the front 1,538 mm on the 2.0i and 2.0d.

⁸ Track width at the rear 1,556 mm on the 2.0i and 2.0d.

⁹ Standard with 6-speed automatic transmission.

Figures in () in the technical drawing apply to vehicles with Panorama glass roof.
Figures in [] apply to models with 6-speed automatic transmission.

More about BMW

www.bmw.com



Sheer
Driving Pleasure

BMW Recycling.

Your BMW is the product of a comprehensive recycling concept. But what exactly does that mean in practice? It means that all the requirements of recycling are taken into account from the start, in the initial development of a BMW. One example is the choice of materials carefully selected to preserve resources and ensure efficient recycling compatible with the environment. Each BMW is designed and built for simple and economic recycling after its – long – running life. We have been collecting the know-how required for this purpose ever since 1994 at the unique BMW Recycling and Dismantling Centre (RDC) near Munich. At the same time the BMW Group is establishing a complete network of vehicle return and recycling facilities initially throughout Europe, focusing in the process on the highest standards of quality and environmental care typical of BMW. So please contact your BMW partner, who will be happy to advise you on all matters regarding the return of your end-of-life vehicle.

The models illustrated in this brochure show the specifications for the German market. In part, they include optional equipment and accessories not fitted as standard. According to the specific legal requirements of other markets, alterations in models, standard and optional equipment, as described in this brochure, may occur. For precise information on model features and the exact level of equipment, please contact your BMW partner. Subject to change in design and equipment. © BMW AG, Munich/Germany. Reproduction, in part or in whole, only with written permission from BMW AG, Munich.

BMW recommends 

