


The new
BMW 7 Series



Sheer
Driving Pleasure





Enjoy. The new
BMW 7 Series
will take care
of the rest.



The new BMW 7 Series overcomes some limits
by automatically sticking to them.



At home
on the road.





The perfect
cockpit is one you
want to look at –
but don't have to.

Not driving? There
is another way to
savour the pleasure.



Everything you could
want just where
you want it.





For those rare
moments in life
when you get
to sit back and relax.





This has gone in.

The pleasure you get from driving a BMW is the result of meticulous engineering – always setting the benchmark because it goes far beyond outright engine performance. This is the tradition behind BMW EfficientDynamics. It includes the visionary CleanEnergy hydrogen-powered engine, which is already enabling the first BMW Hydrogen 7 models to provide virtually emission-free driving. Also going into production soon is the BMW ActiveHybrid – an intelligent, demand-oriented combination of internal combustion engine and electric motor. And every BMW already includes the multi-award-winning BMW EfficientDynamics technology package as standard that boosts dynamics even further while simultaneously reducing fuel consumption and CO₂ emissions.

High Precision Injection

In this cutting-edge generation of petrol direct injection, the Piezo injectors are positioned very close to the spark plugs. They inject the fuel at high pressure and with extreme precision to ensure particularly efficient combustion.

Lightweight engineering

Where it makes sense to use light materials, our engineers use aluminium – in, for example, the front part of the car and the chassis. Additionally, the roof is all-aluminium and, thanks to an aluminium crankcase, the six-cylinder diesel engine is among the lightest in its class. The weight savings reduce fuel consumption and at the same time optimize the axle load distribution for improved dynamics.



Air vent control*

Engine management determines the engine's cooling requirements constantly while driving, making a permanent airstream through the radiator unnecessary. The air vents in front of the radiator open or close depending on the outside temperature and road speed. When shut, they improve aerodynamics, shorten the engine's warm-up time and so reduce fuel consumption.

Tyres with reduced rolling-resistance

While driving, tyres are constantly changing shape. This uses energy and thus fuel. Tyres with reduced rolling-resistance have an improved design and use special materials for their treads and sidewalls, which limits deformation.

Brake Energy Regeneration

To supply a battery with electrical energy, the generator (alternator) is customarily driven using engine power, which demands permanent fuel consumption. Brake Energy Regeneration means the generator usually only produces electricity when the driver either takes a foot off the accelerator or brakes – previously unused kinetic energy is transformed in coasting mode into electrical energy before being fed into the battery. In this way, electricity is generated without consuming fuel.

* May not be available in all countries. Please consult your BMW partner.

Some BMW EfficientDynamics features are dependent on the car's equipment and are not available for all model variants. Your BMW partner or subsidiary will be happy to inform you of all equipment details.

And this is what comes out.

Thanks to innovative features of EfficientDynamics, BMW has been able to significantly reduce CO₂ emissions in many models. But that's just for starters. We're carrying on our research with EfficientDynamics in the quest to bring you more driving pleasure and lower fuel consumption.

BMW EfficientDynamics 
Less emissions. More driving pleasure.

■ Standard equipment □ Optional equipment



■ **Xenon Headlights** for high and low beam, incl. automatic headlight range control and headlight washing system, provide significantly improved illumination of the road ahead at night, in bad weather and when visibility is poor. The four light rings with daytime driving light function can also be used as parking lights.

□ **Adaptive Headlights** with variable light distribution, incl. turning lights, use electro-mechanical control of the moving headlights to provide optimum illumination through corners as soon as the driver turns in. The turning lights integrated into the fog lights are activated automatically when the indicator is switched on or at a steering angle of 10 degrees or more – up to a speed of 40 km/h.

□ **High-beam assistant** helps the driver at night by automatically switching between high or low beam according to the oncoming traffic, vehicles driving in front and the quality of road lighting.



■ **Brake Force Display** helps drivers of vehicles following behind to assess your braking situation more accurately. Under normal braking, the brake lights illuminate across a wide area. Under full or emergency braking, however, they start to flash on and off. This allows those following to immediately distinguish between light and full braking – and thus enhances driving safety.



Tailpipes: The 740i/Li and 750i/Li models are fitted with two exhaust tailpipes integrated into the bumper. The trapezoidal tailpipes come with chrome embellishers.



□ **Shadow Line, high-gloss:** includes window gutter trim and window frame trim in high-gloss Black.



■ **Lights package** contains rear reading and footwell lights, rear ambient lighting, exit lights and vicinity lights in the exterior mirrors and door handles.

□ **Comfort access system** to open and close the car without needing to have the remote control in your hand (standard on 750i and 7 Series long-wheelbase version).

□ **Soft Close function for doors** uses small electric motors to gently pull all four doors shut (for the last 6 mm).



□ **Heat-insulating glass** for the rear side windows (from the B-pillar back) and rear window. The tinted glass reduces glare and ensures a pleasant interior climate when it's hot outside.



Tailpipes: The 730d is fitted with visible twin-tailpipes on the left.

■ Standard equipment □ Optional equipment



■ **BMW light-alloy wheels star-spoke 233**, 8 J x 17-inch, 245/55 R 17 Y tyres (standard on 730d, not available for 740i/Li and 750i/Li).



□ **BMW light-alloy wheels double-spoke 234**, 8 J x 18-inch, 245/50 R 18 Y tyres (standard on 740i/Li and 750i/Li).



□ **BMW light-alloy wheels star-spoke 250**, 8 J x 18-inch, 245/50 R 18 Y tyres.



□ **BMW light-alloy wheels V-spoke 254**, 8 J x 18-inch, 245/50 R 18 Y tyres.



□ **BMW light-alloy wheels multi-spoke 235** with mixed tyres, 8.5 J x 19-inch wheels and 245/45 R 19 Y tyres at the front, 9.5 J x 19-inch wheels and 275/40 R 19 Y tyres at the rear.



□ **BMW light-alloy wheels star-spoke 251** with mixed tyres, 8.5 J x 19-inch wheels and 245/45 R 19 Y tyres at the front, 9.5 J x 19-inch wheels and 275/40 R 19 Y tyres at the rear.



□ **BMW light-alloy wheels radial-spoke 252**, forged, with mixed tyres, 8.5 J x 19-inch wheels and 245/45 R 19 Y tyres at the front, 9.5 J x 19-inch wheels and 275/40 R 19 Y tyres at the rear.



□ **BMW light-alloy wheels double-spoke 253** with mixed tyres, 8.5 J x 20-inch wheels and 245/40 R 20 Y tyres at the front, 10 J x 20-inch wheels and 275/35 R 20 Y tyres at the rear.

■ Standard equipment □ Optional equipment



■ **6-speed automatic transmission with Steptronic:** enables extremely fast and comfortable gear changes, ensuring maximum driving dynamics.

■ **Dynamic Driving Control** allows the driver to select normal, sport or comfort mode at the touch of a button. This allows the car's overall set-up to be adjusted to an extremely wide range of requirements, as desired.



■ **Leather steering wheel** with multifunction capability allows drivers to operate a large number of functions conveniently and without being distracted from the road ahead, their hands remaining on the steering wheel. The left-hand buttons are used to operate all Cruise Control functions, while those on the right serve the audio functions, such as the radio, telephone and voice control.



□ **Sports leather steering wheel** with multifunction capability sits comfortably in the driver's hands thanks to its small diameter. The integrated buttons allow convenient and safe operation of the telephone, voice and audio functions, as well as Cruise Control.



□ **Head-up Display** delivers driving-related information such as the car's speed, directly into the driver's field of vision. The arrow instructions of the navigation system, and functions of the Active Cruise Control with Stop&Go function, Lane Departure Warning System and Check Control can also be displayed (not in conjunction with windscreen with grey shade band).



□ **Steering wheel heating:** The rim heats up quickly at the touch of a button – especially pleasant in winter.



■ **2-zone automatic climate control**, incl. Automatic Air Recirculation (AAR) with recirculating air filter, solar and mist-up sensor, automatic temperature control (separate for driver and front passenger) and air volume control; display and settings via Control Display.



□ **4-zone automatic climate control**, equally equipped as the 2-zone automatic climate control, although the climate of the rear compartment can be controlled separately using two rotary switches and a display. This feature comes with an additional blower and footwell outlet in the rear compartment which ensure virtually draught-free air distribution.



□ **Auxiliary heating with remote control** is ideal in winter and on cold days. When you get to your car the windows are already de-iced and the interior has been warmed to a pleasant temperature.

■ Standard equipment □ Optional equipment



■ **Dashboard** with four analogue instruments showing speed, rpm, fuel level and engine oil temperature above a high-resolution, wide-format Info Display. Here, for example, the current fuel economy and range, as well as trip computer functions, an odometer and a daily trip recorder are shown on a graphic display.



■ **Black panel technology** shows the displays in the instrument cluster as a Black matt surface when the ignition is switched off. Only the chrome rings of the circular instruments (open at the bottom) are visible in 3D. When the doors are opened, the chrome rings join at the bottom and the dials and displays are shown. Then, when the ignition is switched on, the trip computer and Check Control information light up.



□ **Lane Departure Warning System** uses a camera to identify when the car is getting close to a road marking and warns the driver immediately by sending a mild vibration through the steering wheel. The system is designed to work particularly well on motorways and is switched on and off using a button on the multifunction steering wheel.



Speed Limit display* (part of the Lane Departure Warning System) uses a camera to record traffic signs and shows the driver information – such as the current speed limit – in the Info Display or the optional Head-up Display.



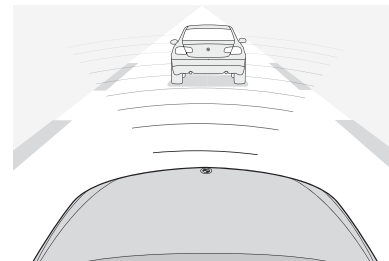
□ **Lane Change Warning System.** When the indicator is switched on to signal the intention to change lanes, this system recognises a vehicle in the driver's blind spot or a vehicle approaching at high speed in the overtaking lane and warns the driver through a visible signal in the exterior mirror casing.



□ **Side view** is a camera-based system offering the driver visual assistance when pulling out with restricted visibility (shown here).
□ **Rear view camera** shows the area behind the car clearly in the Control Display. Interactive guidelines show, for example, whether the parking space selected offers enough room for the car (available in conjunction with Park Distance Control).



□ **Park Distance Control (PDC)**, front and rear, facilitates parking and manoeuvring in tight spaces. The driver is kept informed with an audible warning and a visual alert in the Control Display of the distance from the car to an obstacle.



□ **Active Cruise Control with Stop&Go function:** Driving assistance system for increased comfort and active safety when driving in slow-moving traffic. Combines Cruise Control with active safe distance control to a standstill in bumper-to-bumper driving, with automatic restart in typical "Stop&Go" situations.

* May not be available in all countries. Please consult your BMW partner.

■ Standard equipment □ Optional equipment



■ **Controller:** The central control unit for iDrive is rotated, pushed and tilted to operate various functions via the Control Display. Plus, four frequently selected menus – CD, radio, navigation system and telephone – can be called up using direct menu control buttons.



□ **Ceramic applications** for various controls, such as the Start/Stop button, Controller, the surrounds for the fresh air outlets in the dashboard, centre console and rear. Lend the interior an even higher-class and unique feel.



■ **Functional bookmarks:** The driver and front passenger's most frequently used functions of the navigation system, audio system (e.g. specific radio stations or CD tracks) and telephone can be individually stored on eight separate buttons and accessed quickly at the touch of a fingertip.



■ **Control Display** with high-resolution TFT screen (7.5-inch, colour). Shows the functions operated using the Controller (e.g. navigation system and radio). The screen comes in a 10.2-inch format in conjunction with the optional Navigation system Professional* or the TV function.



■ **Integrated owner's handbook** offers fast and direct access to information on all car-specific content. The owner's handbook can be operated using the iDrive Controller and is shown on the Control Display. The content is presented using multimedia techniques, such as animations and dynamic graphics, for optimum clarity.



□ **BMW Assist**^{1,*} helps the driver by making an automatic or manual emergency call and giving precise to-the-metre position data. It also provides the "My Info" service, which allows text messages and address information to be sent directly into your BMW (in conjunction with navigation system).
□ **BMW Online**^{1,*} allows access to internet-based services. In addition to an email account, tailor-made portals provide the latest news, stock market figures and weather information.



□ **TV function** allows you to use the Control Display as a television when the car is stationary. The TV function receives terrestrial analogue and digital programmes (DVB-T).

¹ In conjunction with Navigation system Professional* and integrated mobile phone preparation Business with Bluetooth interface.

* Not available in all countries. Please consult your BMW partner.

■ Standard equipment □ Optional equipment



■ **Radio BMW Professional**, 4-channel amplifier, 2-tuner reception, aerial diversity, scan function, DVD drive, MP3 decoder.
□ **DAB tuner** for auxiliary reception of digital audio programmes.



□ **DVD-changer**, above the two-section glove compartment, is suitable for playback of MP3s and audio CDs and takes up to six DVDs.



■ **HiFi loudspeaker system** with digital amplifier and 12 loudspeakers.
□ **HiFi System Professional** uses a nine-channel amplifier with maximum 600-watt output, 16 high-performance loudspeakers, precise crossover networks and an exactly timed and linear sound reproduction thanks to Dirac Live technology. The result is a sound experience of maximum intensity.



■ **AUX-IN connection**, incl. 12-V power point to hook up an external audio source, e.g. an MP3 player.
□ **USB/audio interface** allows you to connect an iPod, USB stick or MP3 player. Music tracks stored on these devices are shown on the radio display or Control Display. They can be operated using the multifunction buttons on the steering wheel, the radio or the iDrive Controller.



□ **Hard disc storage unit** allows fast access to an extensive collection of music files, which can be transferred onto the 12 GB storage from a CD, MP3 player or USB stick (only in conjunction with Navigation system Professional*).



□ **Navigation system Professional*** with high-resolution 10.2-inch colour display, incl. DVD drive, hard disc storage unit and USB audio interface, extended trip computer functionality. Also, dynamic route planning with traffic guidance via voice output, arrows or route map and split-screen function.



□ **BMW Night Vision with pedestrian recognition** uses an infrared camera to detect people and animals up to a distance of 300 metres, and transfers the images directly onto the Control Display. This system now comes with pedestrian recognition which sends a warning signal to the driver as soon as a person moves onto the road outside the beam of light (available in conjunction with Navigation system Professional* and TV function).



In combination with **BMW Night Vision** the appearance of the twin kidneys is slightly modified to enable the optimal integration of the thermal imaging camera.

* Not available in all countries. Please consult your BMW partner.

■ Standard equipment □ Optional equipment

■ **Standard seats with seat adjustment, electric**, for all positions, incl. memory function for driver and front passenger seat, exterior mirrors and electrically adjustable steering column.



■ **Armrest, front**, padded, with temperature-controlled storage compartment, lockable.



□ **Mobile phone preparation Business with Bluetooth interface** (incl. hands-free system, connections for recharging and external aerial, emergency call button*, telematics-compatible*). A separately available snap-in adapter enables connection of a Bluetooth-compatible mobile phone, which can also be operated by iDrive. For recommended mobile phones, please contact your BMW authorised dealer or branch.



□ **Extended connection of the mobile phone music player** for making telephone calls or listening to music. All you need is the mobile phone preparation with Bluetooth interface, a separately available snap-in adapter and the USB/audio interface. Then you can also use iDrive to operate e.g. your iPhone. For further information please consult your BMW partner.



■ **Seat adjustment, electric**, for all seat positions and head-restraint height, with memory function for driver's and front passenger's seat, exterior mirrors and steering column, and automatic parking function for exterior mirror on the passenger side.

* May not be available in all Countries. Please consult your BMW partner.

■ Standard equipment □ Optional equipment




□ **Comfort seats** for driver and front passenger, with electric adjustment, including comfort head-restraints (outer contact surface adjustable) with active function. Also, adjustment of upper backrest segment, backrest width, thigh rest and head-rest height, including lumbar support and memory function for driver and passenger seats, exterior mirrors and electrically adjustable steering column.




□ **Seat heating** for driver and front passenger seat. Seat surface and backrest are heated and quickly radiate warmth.

□ **Seat heating for rear seats**, with heated seat surface and backrest on both outer rear seats.



□ **Active seat ventilation**, front, enhances summer comfort by ensuring a pleasantly cool seat temperature. Ventilators in the seat surface and backrest blow air through the perforated seat covers. For driver and front passenger.

□ **Active seat ventilation** for the rear also available.



□ **Active seats for driver and front passenger** make for relaxed sitting and driving on longer journeys. Pelvis and lumbar vertebrae are mobilised by alternating, cyclical up/down adjustments of the seat surface.



□ **Lumbar support** for driver and front passenger, electrically adjustable in height and depth, for an ergonomically perfect seat position and support of the back muscles (standard on 750i/Li).

■ Standard equipment □ Optional equipment

□ **Rear comfort seats**, electrically adjustable. Include height-adjustable electric headrests, belt force limiter and terminal position tensioner for the outer belts, plus two cup-holders.



□ **Sunblind** for the rear window, electric, affords protection from intense sunlight, as well as prying eyes (standard on 7 Series long-wheelbase version).

□ **Sunblinds** on the rear side windows, electric.



□ **Massage function in the rear** to relax the back muscles; 12 air chambers in the backrest generate a wave-like motion from top to bottom to provide a sense of well-being, while six others rotate from the shoulders over the lumbar region (available in conjunction with rear comfort seats).



□ **Climate control for rear compartment**, extended function; additional air conditioning system in the rear compartment comes with special ceiling-mounted outlets for completely draught-free and individual climate control for the rear passengers (available for 7 Series long-wheelbase version in conjunction with electric glass roof, automatic tailgate operation and 4-zone automatic climate control).



Vanity mirrors in the rear roof lining for the two outer seats, illuminated (standard on 7 Series long-wheelbase version).

■ Standard equipment □ Optional equipment



□ **Rear entertainment system Professional** includes 9.2-inch colour monitors in the front seats, each with two sets of headphones and AUX-IN inputs. The tilt-adjustable monitors can be operated independently. All audio and video sources in the car can be operated from the rear using an additional controller. This also allows convenient use of the navigation system and telephone functions.



□ **Separate telephone in rear compartment**, cordless (available in conjunction with mobile phone preparation with Bluetooth interface).



■ **Cupholders, two**, integrated into the centre console or into the centre armrest at the rear, incl. compartment for keys.



■ **Controller in rear compartment**, integrated into rear entertainment system Professional, positioned on the centre console, for operating all navigation system and telephone functions.

■ Standard equipment □ Optional equipment

□ **Ambient light** in the door centre panel, door opener, map pockets, storage compartments and the back of the front seats.



□ **Glass roof, electric**, with touch-button tilt/slide function, comfort opening/closing function and trap release.



□ **Ski bag** allows clean and secure transportation of up to four pairs of skis while up to four people are travelling in the car. When the ski bag is not required, it can be stowed in a space-saving area out of sight behind the centre armrest.



■ **Luggage compartment**, illuminated, fully lined, easily accessible; side compartments accommodate smaller items securely.



■ **Door sill finishers**, chromed, in conjunction with optional ambient light, BMW logo is illuminated.

■ Standard equipment □ Optional equipment – Not available

Safety	740i	740Li	750i	750Li	730d
Active headrests	■	■	■	■	■
Airbags:					
– Driver and front passenger airbag, seat occupancy recognition for front passenger airbag	■	■	■	■	■
– Head airbags front and rear (curtain)	■	■	■	■	■
– Side airbags, front	■	■	■	■	■
Brakes:					
– Disc brakes front and rear, inner-vented	■	■	■	■	■
Central locking with electronic immobiliser, crash sensor, fuel tank filler flap integrated in central locking	■	■	■	■	■
Dynamic Stability Control (DSC) , incl. Traction Mode (DTC), Anti-lock Braking System (ABS) and Brake Assist	■	■	■	■	■
ISOFIX child seat attachment in the rear	■	■	■	■	■
Runflat indicator	■	■	■	■	■
Safety battery terminal	■	■	■	■	■
Safety bodyshell:					
– Crumple zones front and rear, aluminium door reinforcements, bumpers regenerate after impacts up to 6 km/h	■	■	■	■	■
– Side impact protection	■	■	■	■	■
Seat belts:					
– Inertia-reel seat belts in the front with pyrotechnical belt latch tensioner, adaptive belt force limiter and belt retainer	■	■	■	■	■
– Rear seat belt system with three-point inertia-reel seat belts and terminal position tensioner	■	■	■	■	■

Exterior design	740i	740Li	750i	750Li	730d
Bumpers with chrome trim strips front	■	■	■	■	■
Front ornamental grille , trim and vertical slats in chrome	■	■	■	■	■
Metallic paintwork	□	□	□	□	□
Roof mouldings in chrome	–	■	–	■	–
Shadow Line , high-gloss	□	□	□	□	□
Trailer tow hitch with electric pivot-mounted ball head	□	□	□	□	□

Equipment packages	740i	740Li	750i	750Li	730d
Navigation system Professional* with integrated Bluetooth mobile phone preparation, telematics-compatible (incl. voice control, BMW Assist*, BMW Online*, emergency call*)	□	□	□	□	□
Smoker's package	□	□	□	□	□

* Not available in all countries. Please consult your BMW partner.

■ Standard equipment □ Optional equipment – Not available

Wheels	740i	740Li	750i	750Li	730d
Wheels:					
– Light-alloy wheels star-spoke 233, 8 J x 17-inch, with 245/55 R 17 Y tyres	–	–	–	–	■
– Light-alloy wheels double-spoke 234, 8 J x 18-inch, with 245/50 R 18 Y tyres	■	■	■	■	□
– Light-alloy wheels star-spoke 250, 8 J x 18-inch, with 245/50 R 18 Y tyres	□	□	□	□	□
– Light-alloy wheels V-spoke 254, 8 J x 18-inch, with 245/50 R 18 Y tyres	□	□	□	□	□
– Light-alloy wheels multi-spoke 235 with mixed tyres, front 8.5 J x 19-inch with 245/45 R 19 Y tyres, rear 9.5 J x 19-inch with 275/40 R 19 Y tyres	□	□	□	□	□
– Light-alloy wheels star-spoke 251 with mixed tyres, front 8.5 J x 19-inch with 245/45 R 19 Y tyres, rear 9.5 J x 19-inch with 275/40 R 19 Y tyres	□	□	□	□	□
– Light-alloy wheels radial-spoke 252, forged with mixed tyres, front 8.5 J x 19-inch with 245/45 R 19 Y tyres, rear 9.5 J x 19 inch with 275/40 R 19 Y tyres	□	□	□	□	□
– Light-alloy wheels double-spoke 253 with mixed tyres, front 8.5 J x 20-inch with 245/40 R 20 Y tyres, rear 10 J x 20-inch with 275/35 R 20 Y tyres	□	□	□	□	□
Runflat indicator and runflat tyres	■	■	■	■	■

Interior features	740i	740Li	750i	750Li	730d
Door sill finishers, in chrome	■	■	■	■	■
Interior trim:					
– Fine-wood trim Finesline, high-gloss	■	■	■	■	■
– Fine-wood trim Finesline natural	□	□	□	□	□
– Fine-wood trim Ash Grain, high-gloss	□	□	□	□	□
– Fine-wood trim Ash Grain Anthracite	□	□	□	□	□
Upholstery:					
– Tudor cloth	■	–	–	–	■
– Dakota leather	□	■	■	■	□
– Exclusive Nappa leather, extended	□	□	□	□	□

■ Standard equipment □ Optional equipment – Not available

Transmission and technology	740i	740Li	750i	750Li	730d
6-cylinder in-line petrol engine with Twin Turbo and four-valve technology	■	■	–	–	–
6-cylinder in-line diesel engine with turbochargers, four-valve technology and Common Rail	–	–	–	–	■
6-speed automatic transmission with Steptronic	■	■	■	■	■
8-cylinder V petrol engine with Twin Turbo and four-valve technology	–	–	■	■	–
Aluminium integral rear axle	■	■	■	■	■
Brake Energy Regeneration	■	■	■	■	■
Diesel particle filter	–	–	–	–	■
Double-joint spring strut front axle	■	■	■	■	■
Double-VANOS	■	■	■	■	–
Dynamic Drive	□	□	□	□	□
Dynamic Driving Control , incl. Dynamic Damping Control	■	■	■	■	■
High Precision Injection (petrol direct injection)	■	■	■	■	–
Integral Active Steering	□	□	□	□	□
Parking brake with auto-hold function, electro-mechanical	■	■	■	■	■
Self-levelling pneumatic rear suspension	–	■	–	■	–
Servotronic	■	■	■	■	■
Twin Turbo	■	■	■	■	–

Driver assistance	740i	740Li	750i	750Li	730d
Active Cruise Control with Stop&Go function	□	□	□	□	□
BMW Night Vision with pedestrian recognition	□	□	□	□	□
Head-up Display	□	□	□	□	□
High-beam assistant	□	□	□	□	□
Lane Change Warning System	□	□	□	□	□
Lane Departure Warning System , incl. Speed Limit display	□	□	□	□	□
Park Distance Control (PDC) front and rear, with visual and acoustic feedback	□	□	□	□	□
Rear view camera	□	□	□	□	□
Side view	□	□	□	□	□

■ Standard equipment □ Optional equipment – Not available

Light and sight	740i	740Li	750i	750Li	730d
Adaptive Headlights , with variable light distribution and turning lights	□	□	□	□	□
Ambient light	□	□	□	□	□
Climate comfort windscreen	□	□	□	□	□
Fog lights in ellipsoid free-form technology	■	■	■	■	■
Headlight washing system	■	■	■	■	■
Interior and exterior mirrors with automatic anti-glare function, incl. fold-in function for exterior mirrors	■	■	■	■	■
Lights package contains reading and rear footwell lights, rear ambient light, exit lights and vicinity lights in the exterior mirrors and door handles	■	■	■	■	■
Rain sensor , incl. driving lights and windscreen wiper control with fogging sensor	■	■	■	■	■
Xenon Headlights for high and low beam, incl. automatic headlight range control	■	■	■	■	■

Interior	740i	740Li	750i	750Li	730d
Auxiliary heating with remote control	□	□	□	□	□
Ceramic applications for controls	□	□	□	□	□
Dashboard:					
– Genuine leather-covered	□	□	□	□	□
– Synthetic leather-covered with backstitching	■	■	■	■	■
Glass sliding/vent roof , electric	□	□	□	□	□
Heat-insulating glass all round	■	■	■	■	■
On-board computer , incl. Check/Control and external temperature in the Info Display	■	■	■	■	■
Seats/seat comfort:					
– Active seat ventilation front	□	□	□	□	□
– Active seat ventilation rear	□	□	□	□	□
– Active seat for driver and front passenger, electric	□	□	□	□	□
– Comfort seat for driver and front passenger, electric	□	□	□	□	□
– Comfort seats in the rear, electric	□	□	□	□	□
– Lumbar support for driver and front passenger seat, electrically adjustable	□	□	■	■	□
– Massage function in rear backrests ¹	□	□	□	□	□
– Seat heating for driver and front passenger seat	□	□	□	□	□
– Seat heating for rear seats	□	□	□	□	□
– Seat adjustment, electric, with memory function for driver and front passenger seat	■	■	■	■	■
– Standard seats with seat adjustment, electric	■	■	■	■	■
Service interval indicator in the Info Display	■	■	■	■	■
Ski bag	□	□	□	□	□
Steering wheels:					
– Leather steering wheel with multifunction, incl. radio and telephone control	■	■	■	■	■
– Steering column adjustment, electric	■	■	■	■	■
– Steering wheel heating	□	□	□	□	□
– Sports leather steering wheel	□	□	□	□	□

¹ Only in conjunction with comfort seats in the rear.

■ Standard equipment □ Optional equipment – Not available

Interior	740i	740Li	750i	750Li	730d
Sunblind:					
– Rear window, electric	□	■	□	■	□
– Rear side windows, electric	□	□	□	□	□
Vanity mirrors:					
– in the roofline, rear left and right	–	■	–	■	–
– in sun shades, left and right, illuminated	■	■	■	■	■

Comfort and interior features	740i	740Li	750i	750Li	730d
Alarm system with remote control	□	□	□	□	□
Armrest front with storage compartment , temperature-controlled	■	■	■	■	■
Automatic climate control with 2-zone control	■	■	■	■	■
Automatic climate control with 4-zone control	□	□	□	□	□
Comfort access system	□	□	□	□	□
Cupholders front/rear	■	■	■	■	■
Rear air conditioning	–	□	–	□	–
Soft Close function for doors	□	□	□	□	□

Entertainment, communication and information	740i	740Li	750i	750Li	730d
BMW ConnectedDrive – Telematics services*:					
– BMW Assist	□	□	□	□	□
– BMW Online	□	□	□	□	□
Control Display:					
– 7.5-inch	■	■	■	■	■
– 10.2-inch (only in conjunction with Navigation system Professional* or TV function)	□	□	□	□	□
Controller on centre console , incl. direct menu control buttons	■	■	■	■	■
Functional bookmarks	■	■	■	■	■
Hard disc with 12 GB storage facility (only in conjunction with Navigation system Professional*)	□	□	□	□	□
HiFi loudspeaker system	■	■	■	■	■
HiFi system Professional	□	□	□	□	□

* Not available in all countries. Please consult your BMW partner.

■ Standard equipment □ Optional equipment – Not available

Entertainment, communication and information	740i	740Li	750i	750Li	730d
Info Display , analogue instruments, combined with LC display	■	■	■	■	■
Integrated owner's handbook	■	■	■	■	■
Navigation system Professional* with 10.2-inch Control Display, hard disc incl. 12 GB storage facility e.g. for audio files, integrated Bluetooth mobile phone preparation and voice control	□	□	□	□	□
Radio/audio:					
– AUX-IN connection in the centre console	■	■	■	■	■
– DAB tuner for additional reception of digital audio programmes	□	□	□	□	□
– DVD changer for 6 CDs	□	□	□	□	□
– Extended connection of mobile phone music player	□	□	□	□	□
– Radio BMW Professional with DVD drive	■	■	■	■	■
– USB/audio interface, can be extended to include connection for mobile music player or iPhone integration	□	□	□	□	□
Rear entertainment system Professional , incl. two monitors (9.2-inch) and controller at the rear	□	□	□	□	□
Telephone:					
– Mobile phone preparation Business with Bluetooth interface	□	□	□	□	□
– Separate telephone in the rear with cordless receiver	□	□	□	□	□
TV function for analogue and digital reception (DVB-T*)	□	□	□	□	□

* Not available in all countries. Please consult your BMW partner.

Weight		740i	740Li	750i	750Li	730d
Unladen EU ¹	kg	1935	1970	2020	2055	1940
Max. permissible	kg	2505	2525	2575	2610	2505
Permitted load	kg	645	630	630	630	640
Permitted axle load front/rear	kg	1200/1365	1210/1375	1270/1365	1280/1390	1210/1355
Permitted roof load	kg	100	100	100	100	100
Permitted trailer load, unbraked	kg	750	750	750	750	750
Permitted trailer load, braked max. 12%	kg	2100	2100	2100	2100	2100
Permitted trailer load, braked max. 8%	kg	2100	2100	2100	2100	2100
Permitted towbar download	kg	100	100	100	100	100

Engine²		740i	740Li	750i	750Li	730d
Cylinders/valves		6/4	6/4	8/4	8/4	6/4
Capacity	cc	2979	2979	4395	4395	2993
Stroke/bore	mm	89.6/84.0	89.6/84.0	88.3/89.0	88.3/89.0	90.0/84.0
Output/engine speed	kW/rpm (hp/rpm)	240/5800 (326/5800)	240/5800 (326/5800)	300/5500–6400 (407/5500–6400)	300/5500–6400 (407/5500–6400)	180/4000 (245/4000)
Max. torque/engine speed	Nm/rpm	450/1500–4500	450/1500–4500	600/1750–4500	600/1750–4500	540/1750–3000
Compression ratio	:1	10.2	10.2	10.0	10.0	16.5

Transmission		740i	740Li	750i	750Li	730d
Standard transmission ratios	III/III:1	4.17/2.34/1.52	4.17/2.34/1.52	4.17/2.34/1.52	4.17/2.34/1.52	4.17/2.34/1.52
	IV/V/VI:1	1.14/0.87/0.69	1.14/0.87/0.69	1.14/0.87/0.69	1.14/0.87/0.69	1.14/0.87/0.69
	R:1	3.40	3.40	3.40	3.40	3.40

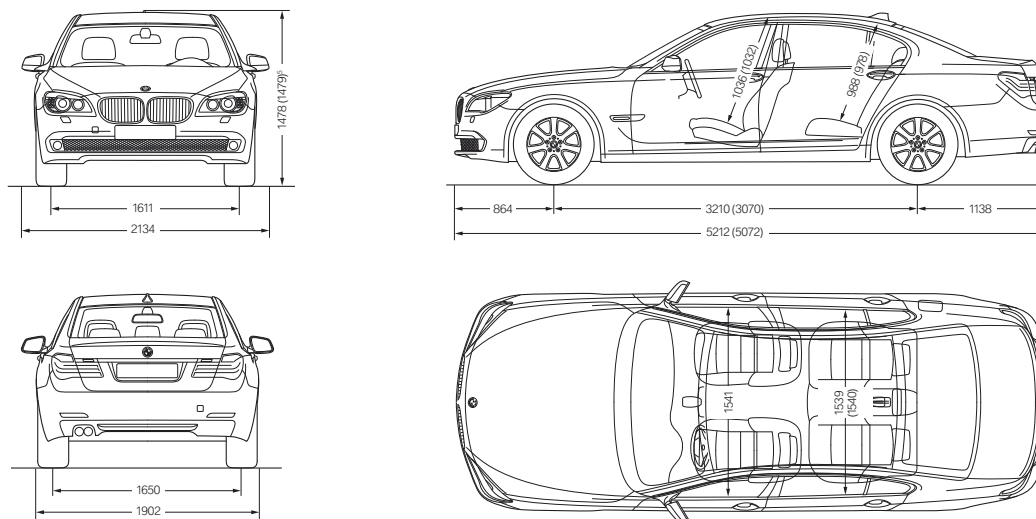
Performance		740i	740Li	750i	750Li	730d
Top speed	km/h	250 ⁴	250 ⁴	250 ⁴	250 ⁴	245
Acceleration 0–100 km/h	s	5.9	6.0	5.2	5.3	7.2

Fuel consumption^{2,3}		740i	740Li	750i	750Li	730d
Urban	l/100 km	13.8	14.0	16.4	16.4	9.5
Extra-urban	l/100 km	7.6	7.7	8.5	8.5	5.9
Combined	l/100 km	9.9	10.0	11.4	11.4	7.2
CO ₂ emissions	g/km	232	235	266	266	192
Tank capacity, approx.	l	82	82	82	82	80

For an explanation of the footnotes see the following page.

Wheels	740i	740Li	750i	750Li	730d
Tyre dimensions	245/50 R 18 Y	245/50 R 18 Y	245/50 R 18 Y	245/50 R 18 Y	245/55 R 17 W
Wheel dimensions	8 J x 18	8 J x 18	8 J x 18	8 J x 18	8 J x 17
Material	Light-alloy	Light-alloy	Light-alloy	Light-alloy	Light-alloy

Electrical system	740i	740Li	750i	750Li	730d
Battery capacity	Ah 90	90	90	90	90
Alternator output	A 180	180	210	210	180
	W 2520	2520	2940	2940	2520



All dimensions in the technical drawings are given in millimetres. Luggage compartment volume 500 litres. Figures in () refer to 7 Series short-wheelbase version.

¹ Figures are based on a 90% tank filling, driver's weight of 68 kg and 7 kg of luggage. Unladen weight applies to vehicles with standard equipment. Optional extras may increase these figures.

² The petrol engines are designed for RON 98 fuel. They may be run on fuel up to RON 95 with a slight decrease in engine output.

³ All engines conform to the EU5 standard. Fuel consumption is determined according to the ECE combined cycle (93/116/EG) in which approx. one third of the distance covered is in urban traffic and two thirds is extra-urban. CO₂ emissions are

measured in addition to fuel consumption. Consumption figures apply to cars with standard equipment. Optional extras (e.g. wider tyres) may affect consumption significantly.

⁴ Electronically limited.

⁵ Height with roof antenna is 1,484 mm (short-wheelbase version 1,488 mm).

More about BMW

www.bmw.com



Sheer
Driving Pleasure

BMW Recycling.

Your BMW is the product of a comprehensive recycling concept. But what exactly does that mean in practice? It means that all the requirements of recycling are taken into account from the start, in the initial development of a BMW. One example is careful material selection designed to preserve resources and to ensure efficient recycling compatible with the environment. Each BMW is designed and built for simple and economic recycling after its long-running life. Since 1994, we have been gathering the know-how required for this purpose at the unique BMW Recycling and Dismantling Centre (RDC) near Munich. At the same time, the BMW Group is establishing a complete network of vehicle recycling facilities in Europe, focusing in the process on the high standards of quality and environmental care that BMW is renowned for. Please contact your BMW partner on all matters regarding your end-of-life vehicle. They will be happy to help.

The models illustrated in this brochure show the specifications for the German market. In part, they include optional equipment and accessories not fitted as standard. According to the specific requirements of other markets, alterations in models, standard and optional equipment, as described in this brochure, may occur. For precise information, please contact your BMW partner. Subject to change in design and equipment.

© BMW AG, Munich/Germany. Not to be produced wholly or in part without written permission of BMW AG in Munich.

BMW recommends Castrol