

■ Standard

□ Optional

— Not available

Safety	730i	730Li	740i	740Li	750i	750Li	760i	760Li	730d	730Ld	745d
Airbags:											
– Driver and front passenger airbags, seat occupancy detection for front passenger airbag	■	■	■	■	■	■	■	■	■	■	■
– Head and side airbags front and rear	■	■	■	■	■	■	■	■	■	■	■
Alarm system with remote control	□	□	□	□	□	□	■	■	□	□	□
Brakes:											
– Disc brakes at the front with aluminium swing callipers, disc brakes at the rear with grey-cast iron swing callipers, inner-vented	■	■	■	■	■	■	■	■	■	■	■
Central locking with electronic immobiliser, crash sensor; tank filler flap integrated in central locking	■	■	■	■	■	■	■	■	■	■	■
Centre lock switch	■	■	■	■	■	■	■	■	■	■	■
Child seat fastening ISOFIX, in the rear , for the two outer seats	■	■	■	■	■	■	■	■	■	■	■
Dynamic Stability Control (DSC) incl. traction mode and Anti-lock brake system (ABS)	■	■	■	■	■	■	■	■	■	■	■
Flat-tyre indicator	■	■	■	■	■	■	■	■	■	■	■
Protective glazing	□	□	□	□	□	□	□	□	□	□	□
Safety battery terminal	■	■	■	■	■	■	■	■	■	■	■
Safety body:											
– Deformation zones front and rear, door reinforcements made of aluminium, bumpers regenerating to their original shape in impacts up to 6 km/h	■	■	■	■	■	■	■	■	■	■	■
– Side impact protection and roof crossbar	■	■	■	■	■	■	■	■	■	■	■
Screenwasher nozzles heated	■	■	■	■	■	■	■	■	■	■	■
Seat belts:											
– Inertia-reel seat belts at the front with pyrotechnical belt latch tensioner, adaptive belt force limiter and belt restrainer	■	■	■	■	■	■	■	■	■	■	■
– Rear seat belt system with three-point inertia-reel seat belts and terminal position tightener	■	■	■	■	■	■	■	■	■	■	■
Toolbox , integrated in the rear lid	■	■	■	■	■	■	■	■	■	■	■
Warning triangle and first-aid kit	■	■	■	■	■	■	■	■	■	■	■

Exterior design	730i	730Li	740i	740Li	750i	750Li	760i	760Li	730d	730Ld	745d
Anti-corrosion protection system with partial galvanising, phosphate treatment and cathodic dip paintwork, preservation of hollow cavities, underfloor protection	■	■	■	■	■	■	■	■	■	■	■
Bumpers and exterior mirrors in body colour	■	■	■	■	■	■	■	■	■	■	■
Bumpers with chrome-plated trim strips front and rear	■	■	■	■	■	■	■	■	■	■	■
Door handles in body colour, with illumination of outside area	■	■	■	■	■	■	■	■	■	■	■
Exterior mirror base and B-pillar finished in black, high-gloss	–	–	–	–	–	–	■	■	–	–	–
Metallic paintwork	□	□	□	□	□	□	■	■	□	□	□
Model designation , deletion	□	□	□	□	□	□	□	□	□	□	□
Ornamental front grille with chrome-plated vertical slats, chrome surround	■	■	■	■	■	■	■	■	■	■	■
Rear lid with single-joint bracket hinge	■	■	■	■	■	■	■	■	■	■	■
Roof trim strips , chrome-plated	–	■	–	■	–	■	–	■	–	■	–
Soft Close Automatic for doors	□	□	□	□	□	□	■	■	□	□	□

■ Standard

□ Optional

— Not available

Equipment packages	730i	730Li	740i	740Li	750i	750Li	760i	760Li	730d	730Ld	745d
Innovation package , incl. Adaptive headlights, high-beam assist, comfort access	□	□	□	□	□	□	□	□	□	□	□
Innovation package Plus , incl. active cruise control and BMW Night Vision	□	□	□	□	□	□	□	□	□	□	□
Smoker package at no additional cost	□	□	□	□	□	□	□	□	□	□	□
Sports Package	□	□	□	□	□	□	—	—	□	□	□

Equipment of BMW 7 Series Special Edition Exclusive (optional on all models)											
BMW Individual paint finishes/exclusive colours:	— Alcantara Ecru (in conjunction with Individual leather Merino Ecru light, standard on 760i/760Li)										
— Carbon Black metallic	BMW Individual footmats with leather edging in upholstery colour										
— Stratus Grey metallic	Interior trim in Piano Finish Black (in conjunction with Individual leather Merino Gold Brown)										
BMW light-alloy wheels , star-spoke 231, mixed tyres, 19-inch	Upholstery:										
Footrests with leather edging in upholstery colour (long-wheelbase models only)	— Individual leather Merino Ecru light										
BMW Individual roofliner:	— Individual leather Merino Gold Brown										
— Anthracite	Sports leather steering wheel, two-tone										
— Alcantara Anthracite (optional, standard on 760i/760Li)											

Wheels	730i	730Li	740i	740Li	750i	750Li	760i	760Li	730d	730Ld	745d
Spare wheel in regular wheel size , housed in luggage compartment beneath the floor	■	■	■	■	■	■	■	■	■	■	■
Wheel locking bolts	■	■	■	■	■	■	■	■	■	■	■
Wheels:											
— Light-alloy wheels in styling 165, 17-inch	■	■	■	■	■	■	—	—	■	■	—
— Light-alloy wheels in star-spoke styling 91, 18-inch	—	—	—	—	—	—	■	■	—	—	—
— Light-alloy wheels in double-spoke styling 174, 18-inch ¹	□	□	□	□	□	□	□	□	□	□	□
— Light-alloy wheels in star-spoke styling 175, 18-inch ¹	□	□	□	□	□	□	□	□	□	□	■
— Light-alloy wheels in star-spoke styling 95, mixed tyres, 19-inch	□	□	□	□	□	□	□	□	□	□	□
— Light-alloy wheels in spoke styling 176, mixed tyres, 19-inch	□	□	□	□	□	□	□	□	□	□	□
— Light-alloy wheels in star-spoke styling 231, mixed tyres, 19-inch ²	□	□	□	□	□	□	□	□	□	□	□
— Light-alloy wheels in Y-spoke styling 149, mixed tyres, 20-inch	□	□	□	□	□	□	□	□	□	□	□

Interior design	730i	730Li	740i	740Li	750i	750Li	760i	760Li	730d	730Ld	745d
Doorsill cover , chrome-plated, with illuminated V12 logo	—	—	—	—	—	—	■	■	—	—	—
Floor of passenger compartment finished in velour, driver's footrest integrated in side lining	■	■	■	■	■	■	■	■	■	■	■

¹ Available as an option with runflat tyres.

² Only available in combination with Special Edition Exclusive.

■ Standard

□ Optional

— Not available

Transmission and technology	730i	730Li	740i	740Li	750i	750Li	760i	760Li	730d	730Ld	745d
Sports-tuned suspension ¹ in conjunction with Dynamic Drive suspension	□	□	□	□	□	□	—	—	□	□	□
Three-way catalytic converter , heated oxygen sensor, activated carbon filter, controlled tank purge	■	■	■	■	■	■	■	■	—	—	—
Valvetronic	■	■	■	■	■	■	■	■	—	—	—

Driver assistance	730i	730Li	740i	740Li	750i	750Li	760i	760Li	730d	730Ld	745d
Active Cruise Control	□	□	□	□	□	□	□	□	□	□	□
BMW Night Vision	□	□	□	□	□	□	□	□	□	□	□
High beam assist	□	□	□	□	□	□	□	□	□	□	□
Park Distance Control (PDC) front and rear, with visual and acoustic message	□	□	□	□	□	□	■	■	□	□	□

Light and sight	730i	730Li	740i	740Li	750i	750Li	760i	760Li	730d	730Ld	745d
Adaptive Headlights	□	□	□	□	□	□	□	□	□	□	□
Climate comfort laminated glass all-round	□	□	□	□	□	□	■	■	□	□	□
Climate comfort windscreen	□	□	□	□	■	■	■	■	□	□	■
Entry lights front and rear	■	■	■	■	■	■	■	■	■	■	■
Exterior mirrors , aspheric, blue-tinted, electrically adjustable, heated, automatic anti-glare and fold-in functions	■	■	■	■	■	■	■	■	■	■	■
Fog lamps in ellipsoid free-form technology	■	■	■	■	■	■	■	■	■	■	■
Headlight washing system	■	■	■	■	■	■	■	■	■	■	■
Indirect illumination of centre console	■	■	■	■	■	■	■	■	■	■	■
Interior and exterior mirrors with automatic anti-glare function and fold-in function of exterior mirrors (exterior mirrors aspheric)	■	■	■	■	■	■	■	■	■	■	■
LIGHTS ON? warning	■	■	■	■	■	■	■	■	■	■	■
Rain sensor incl. headlight and windscreen wiper control with anti-mist sensor	■	■	■	■	■	■	■	■	■	■	■
Reading lamps front and rear	■	■	■	■	■	■	■	■	■	■	■
Vanity mirror in the roof lining rear centre, swivelling, illuminated	■	■	■	■	■	■	■	■	■	■	■
Vanity mirror , illuminated and with slide cover, on driver's and front passenger's side	■	■	■	■	■	■	■	■	■	■	■
Xenon headlights for high and low beam, incl. automatic headlight range control	■	■	■	■	■	■	■	■	■	■	■

Interior equipment	730i	730Li	740i	740Li	750i	750Li	760i	760Li	730d	730Ld	745d
Condition-Based Service in Info Display	■	■	■	■	■	■	■	■	■	■	■
Glass sliding/vent roof , electric	□	□	□	□	□	□	□	□	□	□	□
Headrests at the rear with manual height adjustment for the outer passengers	■	■	■	■	■	■	■	■	■	■	■

¹ Only available in combination with Sports Package.

■ Standard

□ Optional

— Not available

Entertainment, communication and information	730i	730Li	740i	740Li	750i	750Li	760i	760Li	730d	730Ld	745d
CD changer above the glove compartment for six CDs, incl. MP3 function	□	□	□	□	□	□	□	□	□	□	□
Control Display:											
– 6.5-inch	■	■	■	■	■	■	—	—	■	■	■
– 8.8-inch (only in conjunction with the navigation system or TV function)	□	□	□	□	□	□	■	■	□	□	□
Controller on centre console	■	■	■	■	■	■	■	■	■	■	■
HiFi loudspeaker system	□	□	■	■	■	■	—	—	□	□	■
HiFi system Professional LOGIC7	□	□	□	□	□	□	■	■	□	□	□
Info display , analogue instruments combined with LC-display	■	■	■	■	■	■	■	■	■	■	■
Navigation system*:											
– Professional with 8.8-inch Control Display	□	□	□	□	□	□	■	■	□	□	□
– Professional with integrated Bluetooth mobile phone preparation and voice control system	□	□	□	□	□	□	□	□	□	□	□
Radios/audio:											
– AUX-IN connection	■	■	■	■	■	■	■	■	■	■	■
– BMW Business CD radio	■	■	■	■	■	■	—	—	■	■	■
– BMW Professional CD radio	□	□	□	□	□	□	■	■	□	□	□
– DAB tuner with additional reception of digital audio programs	□	□	□	□	□	□	□	□	□	□	□
– DVD changer (up to six DVDs)	□	□	□	□	□	□	□	□	□	□	□
– MD player for BMW Business (instead of CD player)	□	□	□	□	□	□	□	□	□	□	□
Rear monitor incl. Controller for rear seats	□	□	□	□	□	□	□	□	□	□	□
Telematics services*:											
– BMW Assist	□	□	□	□	□	□	□	□	□	□	□
– BMW Online	□	□	□	□	□	□	□	□	□	□	□
Telephones:											
– Mobile phone preparation with Bluetooth interface	□	□	□	□	□	□	—	—	□	□	□
– Separate car telephone at the rear	□	□	□	□	□	□	□	□	□	□	□
TV function for analogue and digital (DVB-T) reception	□	□	□	□	□	□	□	□	□	□	□
Voice control system	□	□	□	□	□	□	□	□	□	□	□

* Not available in all countries. Please consult your BMW partner.

Weight		730i	730Li	740i	740Li	750i	750Li	760i	760Li	730d	730Ld	745d
Unladen, EU ¹	kg	1880	1910	1970	2010	1985	2025	2180	2255	1975	2015	2115
Max. permissible	kg	2385	2415	2475	2515	2490	2530	2645	2680	2480	2520	2620
Permitted load	kg	580	580	580	580	580	580	540	500	580	580	580
Permitted axle load, front/rear	kg	1105/1340	1120/1360	1185/1360	1205/1380	1185/1360	1205/1380	1270/1400	1295/1410	1190/1360	1190/1390	1275/1400
Permitted roof load	kg	100	100	100	100	100	100	100	100	100	100	100
Permitted trailer load, unbraked	kg	750	750	750	750	750	750	750	750	750	750	750
Permitted trailer load, braked, on max. 12 % gradient	kg	2000	2000	2100	2100	2100	2100	2100	2100	2100	2100	2100
Permitted trailer load, braked, on max. 8 % gradient	kg	2100	2100	2200	2200	2300	2300	2300	2300	2200	2200	2300
Max. towbar download	kg	100	100	100	100	100	100	100	100	100	100	100

Engine^{2,3}		730i	730Li	740i	740Li	750i	750Li	760i	760Li	730d	730Ld	745d
Cylinders/valves		6/4	6/4	8/4	8/4	8/4	8/4	12/4	12/4	6/4	6/4	8/4
Capacity	cc	2996	2996	4000	4000	4799	4799	5972	5972	2993	2993	4423
Stroke/bore	mm	88.0/85.0	88.0/85.0	84.1/87.0	84.1/87.0	88.3/93.0	88.3/93.0	80.0/89.0	80.0/89.0	90.0/84.0	90.0/84.0	93.0/87.0
Max. output	kW/1/rpm	190/6600	190/6600	225/6300	225/6300	270/6300	270/6300	327/6000	327/6000	170/4000	170/4000	242/3800
Max. torque	Nm/lb-ft/rpm	300/2500–4000	300/2500–4000	390/3500	390/3500	490/3400	490/3400	600/3950	600/3950	520/2000–2750	520/2000–2750	750/1900–2500
Compression ratio	:1	10.7	10.7	10.5	10.5	10.5	10.5	11.3	11.3	17.0	17.0	17.0

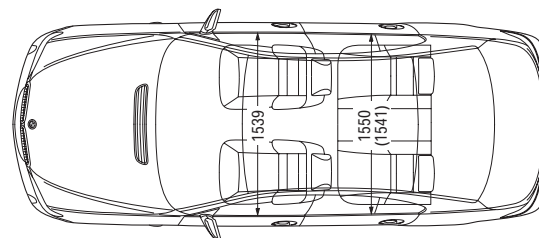

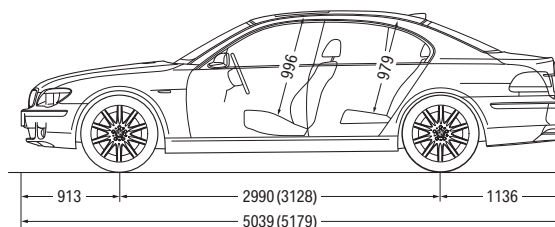
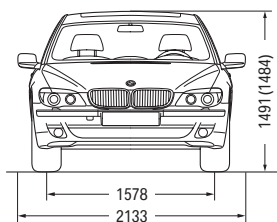
Transmission⁴		730i	730Li	740i	740Li	750i	750Li	760i	760Li	730d	730Ld	745d
Standard transmission ratios	I/III:1	4.17/2.34/1.52	4.17/2.34/1.52	4.17/2.34/1.52	4.17/2.34/1.52	4.17/2.34/1.52	4.17/2.34/1.52	4.17/2.34/1.52	4.17/2.34/1.52	4.17/2.34/1.52	4.17/2.34/1.52	4.17/2.34/1.52
	IV/V/VI:1	1.14/0.87/0.69	1.14/0.87/0.69	1.14/0.87/0.69	1.14/0.87/0.69	1.14/0.87/0.69	1.14/0.87/0.69	1.14/0.87/0.69	1.14/0.87/0.69	1.14/0.87/0.69	1.14/0.87/0.69	1.14/0.87/0.69
	R:1	3.40	3.40	3.40	3.40	3.40	3.40	3.40	3.40	3.40	3.40	3.40

Fuel consumption^{2,3}		730i	730Li	740i	740Li	750i	750Li	760i	760Li	730d	730Ld	745d
Urban	ltr/100 km	14.6	14.6	16.3	16.3	16.9	16.9	20.7	20.7	10.9	11.0	12.8
Extra-urban	ltr/100 km	7.5	7.5	8.2	8.2	8.3	8.3	9.5	9.5	6.2	6.3	6.8
Composite	ltr/100 km	10.1	10.1	11.2	11.2	11.4	11.4	13.6	13.6	7.9	8.0	9.0
CO ₂ emissions	g/km	241	242	267	268	271	272	327	327	210	212	239
Tank capacity, approx.	ltr	88	88	88	88	88	88	88	88	88	88	88

Performance		730i	730Li	740i	740Li	750i	750Li	760i	760Li	730d	730Ld	745d
Top speed	km/h	244	244	250 ⁵	250 ⁵	250 ⁵	250 ⁵	250 ⁵	250 ⁵	238	238	250 ⁵
Acceleration 0–100 km/h	sec	7.8	7.9	6.8	6.9	5.9	6.0	5.5	5.6	7.8	7.9	6.6

Wheels	730i	730Li	740i	740Li	750i	750Li	760i	760Li	730d	730Ld	745d
Tyre dimensions	245/55 R 17	245/55 R 17	245/55 R 17	245/55 R 17	245/55 R 17	245/55 R 17	245/50 R 18	245/50 R 18	245/55 R 17	245/55 R 17	245/50 R 18
Rim dimensions	8 J x 17	8 J x 17	8 J x 17	8 J x 17	8 J x 17	8 J x 17	8 J x 18	8 J x 18	8 J x 17	8 J x 17	8 J x 18
Material	Light-alloy	Light-alloy	Light-alloy	Light-alloy	Light-alloy	Light-alloy	Light-alloy	Light-alloy	Light-alloy	Light-alloy	Light-alloy

Electrical system	730i	730Li	740i	740Li	750i	750Li	760i	760Li	730d	730Ld	745d
Battery capacity	Ah 90	90	90	90	90	90	90	90	90	90	90
Alternator output	A 180	180	180	180	180	180	180	180	180	180	180
	W 2520	2520	2520	2520	2520	2520	2520	2520	2520	2520	2520



All dimensions of drawings in millimetres. Luggage compartment capacity 500 litres to VDA standard. Figures in () apply to the 730Li, 740Li, 750Li, 760Li and 730Ld.

¹ The figure quoted includes a 90 per cent tank filling, 68 kg for the driver and 7 kg for luggage. Unladen weight applies to vehicles in standard trim. Special equipment may increase this figure.

² All engines comply with the EU4 standard. Fuel consumption is determined in accordance with the ECE driving cycle (93/116/EC) made up of approximately one-third urban traffic and two-thirds extra-urban driving (related to the distance covered). CO₂ emissions are measured in addition to fuel consumption. Fuel consumption is determined on cars with standard equipment. Special equipment such as wider tyres may have a significant influence on fuel consumption.

³ The petrol engines run on RON 98 fuel. They may also be run on RON 91 with a slight decrease in output.

⁴ Available exclusively with automatic transmission.

⁵ Electronically limited.

CO₂ emissions and fuel consumption may vary by country.

BMW Recycling.

Your BMW is the product of a comprehensive recycling concept. But what exactly does that mean in practice? It means that all the requirements of recycling are taken into account from the start, in the initial development of a BMW. One example is the choice of materials carefully selected to preserve resources and ensure efficient recycling compatible with the environment. Each BMW is designed and built for simple and economic recycling after its – long – running life. We have been collecting the know-how required for this purpose ever since 1994 at the unique BMW Recycling and Dismantling Centre (RDC) near Munich. So please contact your BMW partner on all matters regarding your end-of-life vehicle. He will be happy to advise.

Printed on environmentally-friendly paper made from chlorine-free bleached pulp.

The models illustrated in this brochure show the specifications for the German market. In part, they include optional equipment and accessories not fitted as standard.

According to the specific requirements of other markets, alterations in models, standard and optional equipment, as described in the text and illustrations, may occur. For precise information, please contact your BMW partner. Subject to change in design and equipment.

© BMW AG, Munich/Germany. Not to be reproduced wholly or in part without written permission of BMW AG, Munich.

BMW recommends 