

■ Standard equipment □ Optional equipment — Not available

Equipment packages	318i	320i	325i	330i	335i	318d	320d	325d	330d	335d
Luggage compartment package (includes luggage net on the right, floor net, 12-V socket on the left, adjustable multi-segment under-floor storage space, bag holder, waterproof folding box as well as a removable pull-out drawer under the rear shelf)	□	□	□	□	□	□	□	□	□	□
M sports package: includes M sports suspension, special aerodynamics package, light-alloy wheels double-spoke 194M or, optionally, star-spoke 193M, sports seats, M leather steering wheel and fog lights	□	□	□	□	□	□	□	□	□	□

Wheels	318i	320i	325i	330i	335i	318d	320d	325d	330d	335d
Runflat tyres and runflat indicator	■	■	■	■	■	■	■	■	■	■
Wheels:										
– Steel wheels with full wheel covers, 7 J x 16", 205/55 R 16 tyres	■	■	–	–	–	■	■	–	–	–
– Light-alloy wheels double-spoke 156, 7 J x 16", 205/55 R 16 tyres	□	□	■	–	–	□	□	–	–	–
– Light-alloy wheels double-spoke 268, 7 J x 16", 205/55 R 16 tyres	□	□	□	–	–	□	□	–	–	–
– Light-alloy wheels star-spoke 155, 7 J x 16", 225/50 R 16 tyres	□	□	□	–	–	□	□	–	–	–
– Light-alloy wheels star-spoke 158, 8 J x 17", 225/45 R 17 tyres	□	□	□	■	■	□	□	■	■	■
– Light-alloy wheels star-spoke 159, 8 J x 17", 225/45 R 17 tyres	□	□	□	□	□	□	□	□	□	□
– Light-alloy wheels radial-spoke 160, 8 J x 17", 225/45 R 17 tyres	□	□	□	□	□	□	□	□	□	□
– Light-alloy wheels double-spoke 161 with mixed tyres, 8 J x 17", 225/45 R 17 front tyres, 8.5 J x 17", 255/40 R 17 rear tyres	□	□	□	□	□	□	□	□	□	□
– Light-alloy wheels ellipsoid-spoke 162 with mixed tyres, 8 J x 18", 225/40 R 18 front tyres, 8.5 J x 18", 255/35 R 18 rear tyres	□	□	□	□	□	□	□	□	□	□

Interior design	318i	320i	325i	330i	335i	318d	320d	325d	330d	335d
Doorsill finishers , with BMW chrome lettering	■	■	■	■	■	■	■	■	■	■
Foot mats in velour	□	□	□	□	□	□	□	□	□	□
Instrument panel with circular speedometer and rev counter displays, as well as fuel gauge and oil temperature gauge for six-cylinder petrol engines and fuel consumption display for four-cylinder petrol engines and diesel	■	■	■	■	■	■	■	■	■	■
Interior trims:										
– Brushed Aluminium, fine-grain	□	□	□	□	□	□	□	□	□	□
– Burr Walnut wood trim	□	□	□	□	□	□	□	□	□	□
– Poplar Grain Natural wood trim	□	□	□	□	□	□	□	□	□	□
– Titanium matt	■	■	■	■	■	■	■	■	■	■
Roofliner in Anthracite	□	□	□	□	□	□	□	□	□	□
Upholstery:										
– Cloth/leather combination	□	□	□	□	□	□	□	□	□	□
– Dakota leather	□	□	□	□	□	□	□	□	□	□
– Fluid cloth	■	■	■	■	■	■	■	■	■	■

Transmission and technology	318i	320i	325i	330i	335i	318d	320d	325d	330d	335d
4-cylinder in-line diesel engine with four-valve technology	–	–	–	–	–	■	■	–	–	–
4-cylinder in-line petrol engine with four-valve technology	■	■	–	–	–	–	–	–	–	–
6-cylinder in-line diesel engine with four-valve technology	–	–	–	–	–	–	–	■	■	■
6-cylinder in-line petrol engine with four-valve technology	–	–	■	■	■	–	–	–	–	–
6-speed manual transmission	■	■	■	■	■	■	■	■	■	–
6-speed automatic transmission with Steptronic	□	□	□	□	□	–	□	□	□	■
Active steering¹	–	□	□	□	□	–	□	□	□	□

¹ Not in conjunction with xDrive all-wheel drive.

■ Standard equipment □ Optional equipment — Not available

Transmission and technology	318i	320i	325i	330i	335i	318d	320d	325d	330d	335d
Auto Start/Stop function ²	■	■	—	—	—	■	■	—	—	—
Brake Energy Regeneration	■	■	■	■	■	■	■	■	■	■
Centre lock switch for central locking	■	■	■	■	■	■	■	■	■	■
Common Rail technology	—	—	—	—	—	■	■	■	■	■
Diesel particle filter with straight exhaust tailpipe (318d, 320d), or twin tailpipes (325d, 330d, 335d)	—	—	—	—	—	■	■	■	■	■
Double joint spring-strut front axle	■	■	■	■	■	■	■	■	■	■
Double-VANOS	■	■	■	■	■	—	—	—	—	—
Emissions standard: EU4	■	■	■	■	■	■	■	■	■	■
Five-link rear suspension	■	■	■	■	■	■	■	■	■	■
Fuel guard for diesel models	—	—	—	—	—	■	■	■	■	■
High Precision Injection (direct injection)	■	■	■	■	■	—	—	—	—	—
Light-alloy cylinder head	■	■	■	■	■	■	■	■	■	■
M sports suspension	□	□	□	□	□	□	□	□	□	□
M leather steering wheel with gearshift paddles, only in conjunction with 6-speed automatic transmission	—	—	□	□	□	—	—	□	□	□
Power steering	—	—	—	—	■	—	—	—	—	■
Shift Point Display ²	■	■	■	■	■	■	■	■	■	—
Servotronic	■	■	■	■	—	■	■	■	■	—
Sports leather steering wheel with gearshift paddles, only in conjunction with 6-speed automatic transmission	—	—	□	□	□	—	—	□	□	□
Turbocharger with variable turbine geometry	—	—	—	—	—	■	■	■	■	—
Twin Turbo	—	—	—	—	■	—	—	—	—	—
Variable Twin Turbo	—	—	—	—	—	—	—	—	—	■
xDrive all-wheel drive, incl. Servotronic	—	—	□	□	□	—	—	—	□	—

Driver assistance	318i	320i	325i	330i	335i	318d	320d	325d	330d	335d
Cruise Control, Active (ACC)	—	—	□	□	□	—	—	□	□	□
Cruise control (operated via control stalk)	□	□	—	—	—	□	□	—	—	—
Cruise control with braking function (operated via control stalk)	—	—	□	□	□	—	—	□	□	□
High-beam assistant	□	□	□	□	□	□	□	□	□	□
Park Distance Control (PDC) front and rear, or rear only	□	□	□	□	□	□	□	□	□	□

Light and sight	318i	320i	325i	330i	335i	318d	320d	325d	330d	335d
Adaptive headlights	□	□	□	□	□	□	□	□	□	□
Fog lights, including heated screenwasher nozzles and exterior mirrors	□	□	■	■	■	□	□	■	■	■
Interior and exterior mirrors with automatic anti-glare function	□	□	□	□	□	□	□	□	□	□
Interior mirror with automatic anti-glare function	□	□	□	□	□	□	□	□	□	□
Interior mirror with digital compass	□	□	□	□	□	□	□	□	□	□
"LIGHTS ON" warning	■	■	■	■	■	■	■	■	■	■
Lights package with vicinity lighting integrated in handles, exit lights at the front	—	—	□	□	□	—	—	□	□	□
Lights package with vicinity lighting integrated in handles, exit lights at the front, reading lights front and rear, front footwell lights, illuminated vanity mirrors for driver and front passenger and soft light function at the rear	□	□	—	—	—	□	□	—	—	—
Rain sensor, incl. automatic driving lights	□	□	□	□	□	□	□	□	□	□
Reading lights front and rear, front footwell lights, illuminated vanity mirrors for driver and front passenger and soft light function at the rear	—	—	■	■	■	—	—	■	■	■

² In combination with 6-speed manual transmission.

■ Standard equipment □ Optional equipment — Not available

Comfort and interior equipment	318i	320i	325i	330i	335i	318d	320d	325d	330d	335d
Start/Stop button	■	■	■	■	■	■	■	■	■	■
Storage compartment in the doors, front	■	■	■	■	■	■	■	■	■	■
Storage compartment package (includes two fold-out cupholders at the front and rear, storage compartment on driver's side, two 12-V sockets and luggage nets on the front seat backs)	□	□	□	□	□	□	□	□	□	□
Through-loading system (with asymmetrically split rear backrest, each section folding down separately), centre armrest with two cupholders, including ski bag	□	□	□	□	□	□	□	□	□	□
Trailer tow hitch with pivot-mounted ball head and trailer stability control	□	□	□	□	□	□	□	□	□	□
Window lifts, electric, front and rear, with open/close fingertip control, trap release and comfort opening/closing function	■	■	■	■	■	■	■	■	■	■

Entertainment, communication and information	318i	320i	325i	330i	335i	318d	320d	325d	330d	335d
BMW ConnectedDrive – Telematics Services¹:										
– BMW Assist	□	□	□	□	□	□	□	□	□	□
– BMW Online	□	□	□	□	□	□	□	□	□	□
Navigation system¹:										
– Business, with 6.5" colour monitor, map and arrow display, DVD drive, MP3 decoder, including iDrive Controller, functional bookmarks, 2-tuner reception	□	□	□	□	□	□	□	□	□	□
– Business, with integrated mobile phone preparation with Bluetooth interface (incl. BMW Assist ¹ and BMW Online ¹)	□	□	□	□	□	□	□	□	□	□
– Professional, with 8.8" colour monitor, 3D map and arrow display, separate CD and DVD drive, MP3 decoder, including iDrive Controller, functional bookmarks, 2-tuner reception	□	□	□	□	□	□	□	□	□	□
– Professional, with integrated mobile phone preparation with Bluetooth interface (incl. BMW Assist ¹ and BMW Online ¹)	□	□	□	□	□	□	□	□	□	□
– TV function for analogue and digital reception	□	□	□	□	□	□	□	□	□	□
– Voice control system (in combination with Navigation system)	□	□	□	□	□	□	□	□	□	□
On-board computer (including Check Control)	■	■	■	■	■	■	■	■	■	■
Radio/audio:										
– AUX-IN connection	■	■	■	■	■	■	■	■	■	■
– BMW Individual High-End Audio System	–	–	□	□	□	–	–	□	□	□
– CD changer (6 CDs), includes MP3 decoder, stowed in luggage compartment	□	□	□	□	□	□	□	□	□	□
– DAB Tuner for receiving additional digital audio programmes	□	□	□	□	□	□	□	□	□	□
– HiFi loudspeaker system	□	□	□	□	□	□	□	□	□	□
– HiFi System Professional LOGIC7	□	□	□	□	□	□	□	□	□	□
– Radio BMW Business CD, includes MP3 decoder	■	■	■	■	■	■	■	■	■	■
– Radio BMW Professional CD, includes MP3 decoder	□	□	□	□	□	□	□	□	□	□
– USB/audio interface	□	□	□	□	□	□	□	□	□	□
Telephone, mobile phone preparation Business with Bluetooth interface (incl. BMW Assist ¹)	□	□	□	□	□	□	□	□	□	□

¹ Not available in all countries. Please consult your BMW partner.

Weight		318i	320i	325i	330i	335i	318d	320d	325d	330d	335d ⁶
Unladen, EU ¹	kg	1435 [1465]	1445 [1475]	1505 [1535]	1555 [1570]	1610 [1625]	1505	1505 [1520]	1600 [1610]	1610 [1625]	1655
Unladen, EU ¹ (xDrive)	kg	—	—	1615 [1635]	1655 [1670]	1720 [1735]	—	—	—	1710 [1725]	—
Max. permissible	kg	1880 [1910]	1890 [1920]	1950 [1980]	2000 [2015]	2055 [2070]	1950	1950 [1965]	2045 [2055]	2055 [2070]	2100
Max. permissible (xDrive)	kg	—	—	2060 [2080]	2100 [2115]	2165 [2180]	—	—	—	2155 [2170]	—
Permitted load	kg	520	520	520	520	520	520	520	520	520	520
Permitted axle load, front/rear	kg	895/1060	895/1060	935/1080	950/1100	995/1110	925/1080	925/1080	985/1105	995/1110	1015/1120
Permitted roof load	kg	75	75	75	75	75	75	75	75	75	75
Permitted trailer load, unbraked ²	kg	695	695	745	750	750	745	745	750	750	750
Permitted trailer load, braked, max. 12% gradient ²	kg	1250 [1400]	1400 [1500]	1600	1700	1700	1600	1600	1800	1800	1800
Permitted trailer load, braked, max. 8% gradient ²	kg	1600	1600	1700	1800	1800	1700	1800	1800	1800	1800
Permitted towbar download	kg	75	75	75	75	75	75	75	75	75	75

Engine ^{3,4}		318i	320i	325i	330i	335i	318d	320d	325d	330d	335d ⁶
Cylinders/valves		4/4	4/4	6/4	6/4	6/4	4/4	4/4	6/4	6/4	6/4
Capacity	cc	1995	1995	2996	2996	2979	1995	1995	2993	2993	2993
Stroke/bore	mm	90.0/84.0	90.0/84.0	88.0/85.0	88.0/85.0	89.6/84.0	90.0/84.0	90.0/84.0	90.0/84.0	90.0/84.0	90.0/84.0
Max. output	kW/rpm	105/6000	125/6700	160/6100	200/6700	225/5800	105/4000	130/4000	145/4000	170/4000	210/4400
	hp/rpm	(143/6000)	(170/6700)	(218/6100)	(272/6700)	(306/5800)	(143/4000)	(177/4000)	(197/4000)	(231/4000)	(286/4400)
Max. torque	Nm/rpm	190/4250	210/4250	270/ 2400–4200	320/ 2750–3000	400/ 1300–5000	300/ 1750–2500	350/ 1750–3000	400/ 1300–3250	500/ 1750–3000	580/ 1750–2250
Compression ratio	:1	12.0	12.0	12.0	12.0	10.2	16.0	16.0	17.0	17.0	17.0

Transmission		318i	320i	325i	330i	335i	318d	320d	325d	330d	335d ⁶
Standard transmission ratios	I/II:1	4.32/2.46	4.32/2.46	4.32/2.46	4.35/2.50	4.06/2.40	4.00/2.11	5.14/2.83	5.08/2.80	5.08/2.80	4.17/2.34
	III/IV:1	1.66/1.23	1.66/1.23	1.66/1.23	1.67/1.23	1.58/1.19	1.38/1.00	1.80/1.26	1.78/1.26	1.78/1.26	1.52/1.14
	V/VI/R:1	1.0/0.85/3.94	1.0/0.85/3.94	1.0/0.85/3.94	1.0/0.85/3.93	1.0/0.87/3.68	0.78/0.65/3.19	1.0/0.83/4.64	1.0/0.84/4.61	1.0/0.84/4.61	0.87/0.69/3.40
Final drive ratio	:1	3.39	3.46	3.07	3.15	3.08	3.07	2.56	2.35	2.35	2.81

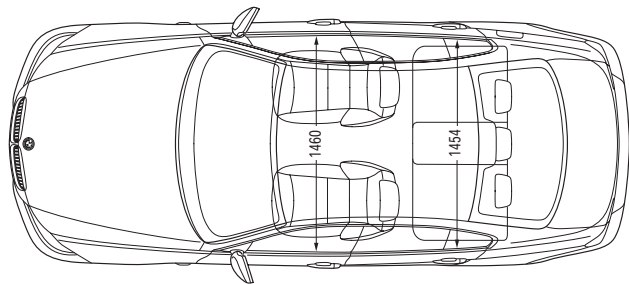

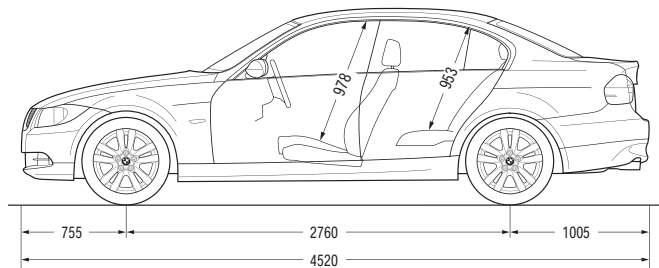
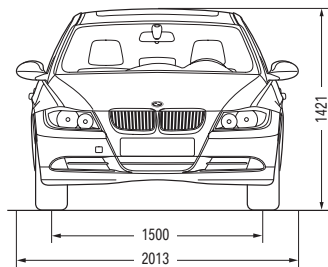
Performance		318i	320i	325i	330i	335i	318d	320d	325d	330d	335d ⁶
Top speed	km/h	210 [210]	228 [226]	250 ⁵ [248]	250 ⁵ [250 ⁵]	250 ⁵ [250 ⁵]	210	230 [228]	235 [233]	250 ⁵ [248]	250 ⁵
Top speed (xDrive)	km/h	—	—	244 [242]	250 ⁵ [250 ⁵]	250 ⁵ [250 ⁵]	—	—	—	242 [240]	—
Acceleration 0–100 km/h	sec	9.1 [9.9]	8.2 [8.9]	6.7 [7.1]	6.1 [6.3]	5.6 [5.8]	9.3	7.9 [8.0]	7.4 [7.6]	6.7 [6.8]	6.2
Acceleration 0–100 km/h (xDrive)	sec	—	—	7.3 [7.7]	6.2 [6.4]	5.5 [5.6]	—	—	—	6.6 [6.7]	—
Acceleration 80–120 km/h in 4th/5th/6th gear (with standard transmission)	sec	9.4/12.4/—	8.3/11.0/—	7.3/9.1/—	6.2/7.7/—	5.3/6.3/—	8.4/11.3/—	6.6/8.4/—	6.4/8.2/—	5.0/6.4/—	—
Acceleration 80–120 km/h in 4th/5th/6th gear (xDrive)	sec	—	—	8.3/10.2/—	7.0/9.0/—	5.9/7.1/—	—	—	—	5.3/6.7/—	—

Fuel consumption ^{3,4}		318i	320i	325i	330i	335i	318d	320d	325d	330d	335d ⁶
Urban	l/100 km	7.9 [8.5]	8.4 [8.9]	9.8 [9.7]	9.9 [9.9]	13.2 [13.1]	5.7	6.0 [7.1]	7.8 [8.3]	8.2 [9.0]	9.1
Urban (xDrive)	l/100 km	—	—	10.9 [10.8]	11.0 [11.0]	14.1 [13.8]	—	—	—	9.1 [9.7]	—
Extra-urban	l/100 km	4.8 [5.2]	4.8 [5.1]	5.5 [5.6]	5.6 [5.6]	6.7 [6.9]	4.1	4.1 [4.4]	4.8 [5.3]	4.9 [5.2]	5.3
Extra-urban (xDrive)	l/100 km	—	—	6.1 [6.2]	6.2 [6.2]	7.1 [7.3]	—	—	—	5.5 [5.7]	—
Combined	l/100 km	5.9 [6.4]	6.1 [6.5]	7.1 [7.1]	7.2 [7.2]	9.1 [9.2]	4.7	4.8 [5.4]	5.9 [6.4]	6.1 [6.6]	6.7

Fuel consumption ^{3,4}		318i	320i	325i	330i	335i	318d	320d	325d	330d	335d ⁶
Combined (xDrive)	l/100 km	—	—	7.9 [7.9]	8.0 [8.0]	9.7 [9.7]	—	—	—	6.8 [7.2]	—
CO ₂ emissions	g/km	142 [152]	146 [156]	170 [170]	173 [173]	218 [221]	123	128 [144]	155 [169]	160 [175]	177
CO ₂ emissions (xDrive)	g/km	—	—	189 [189]	193 [193]	232 [232]	—	—	—	178 [190]	—
Tank capacity, approx.	l	63	63	63	63	63	61	61	61	61	61

Wheels	318i	320i	325i	330i	335i	318d	320d	325d	330d	335d ⁶	
Tyre dimensions	205/55 R 16 H 205/55 R 16 V 205/55 R 16 W 225/45 R 17 W 225/45 R 17 W 205/55 R 16 H 205/55 R 16 V 225/45 R 17 W 225/45 R 17 W 225/45 R 17 W										
Wheel dimensions	7 Jx16	7 Jx16	7 Jx16	8 Jx17	8 Jx17	7 Jx16	7 Jx16	8 Jx17	8 Jx17	8 Jx17	
Material	Steel	Steel	Light-alloy	Light-alloy	Light-alloy	Steel	Steel	Light-alloy	Light-alloy	Light-alloy	

Electrical system	318i	320i	325i	330i	335i	318d	320d	325d	330d	335d ⁶
Battery capacity	Ah	90 [70]	90 [70]	80	80	80	90	90 [80]	90	90
Alternator output	A	180	180	155 [180]	155 [180]	180	180	180	150	150
	W	2520	2520	2170 [2520]	2170 [2520]	2520	2520	2520	2100	2100



All dimensions in millimetres. Luggage compartment capacity (as per VDA standard): 460 litres (16.2 cu ft), for 335i and 335d: 450 litres (15.9 cu ft).

¹ The figure quoted includes a 90 per cent tank filling, 68 kg for the driver and 7 kg for luggage. Unladen weight applies to vehicles with standard equipment. Optional equipment may increase this figure.

² The overall weight of the trailer may not exceed the maximum permissible trailer load plus the maximum permissible towbar download.

³ The petrol engines are designed for RON 98 fuel. They may be run on RON 95 or RON 91 fuel (335i: not less than RON 95) with a decrease in engine power.

⁴ All engines meet the EU4 emissions standard. Fuel consumption is determined in accordance with the ECE driving cycle made up of approximately one third urban traffic and two thirds extra-urban driving (based on the distance covered). CO₂ emissions are measured in addition to fuel consumption.

⁵ Electronically limited.

⁶ Comes with six-speed automatic transmission as standard.

Values in [] apply to vehicles with six-speed automatic transmission.

All optional equipment in this catalogue is available fully installed ex works. For any additional wishes you may have, please see our comprehensive Accessories Catalogue, available from your BMW partner, who will be happy to advise you.

More about BMW



www.bmw.com

Sheer
Driving Pleasure

BMW Recycling.

Your BMW is the product of a comprehensive recycling concept. But what exactly does that mean in practice? It means that all the requirements of recycling are taken into account from the start, in the initial development of a BMW. One example is careful material selection designed to preserve resources and to ensure efficient recycling compatible with the environment. Each BMW is designed and built for simple and economic recycling after its long running life. Since 1994, we have been collecting the know-how required for this purpose at the unique BMW Recycling and Dismantling Centre (RDC) near Munich. At the same time, the BMW Group is establishing a complete network of vehicle recycling facilities within Europe, focusing in the process on the high standards of quality and environmental care that BMW is renowned for. Please contact your BMW partner on all matters regarding your end-of-life vehicle. They will be happy to help.

The models illustrated in this brochure show the specifications for the German market. In part, they include optional equipment and accessories not fitted as standard. According to the specific requirements of other markets, alterations in models, standard and optional equipment, as described in the text and illustrations, may occur. For precise information, please contact your BMW partner. Subject to change in design and equipment. © BMW AG, Munich/Germany. Not to be reproduced wholly or in part without written permission of BMW AG, Munich.

BMW recommends 

